

Performa Mesh Tray
Product Overview Catalogue

CLIPSAL[®]

by Schneider Electric

Flexible solution
for the routing of cables

clipsal.com

CABLE MANAGEMENT

Performa Mesh Tray

Overview

Established in 1920, Clipsal by Schneider Electric is Australia's number one brand of electrical products, accessories and solutions. Over the years, the company has grown into a market leader; manufacturing products at multiple facilities across Australia. Clipsal is dedicated to supplying customers with the most innovative and sustainable electrical solutions on the market, and as part of Schneider Electric — the global specialist in energy management — can provide a total electrical solution for any project or application.

Performa Mesh... the heavyweight in mesh trays.

Clipsal Performa Mesh is one of the most flexible solutions on the market for the routing of cables in light duty and medium duty installations. The three different finishes make it easy to choose the right alternative for all environments and applications in commercial buildings, industries and infrastructure.

Thanks to the patented design of double transversal wires, Performa Mesh Trays comply with all safety requirements for installers and cables. They also provide higher safe working load values compared to any other product on the market. The smart and screw-less accessories cover all needs and are very quick and easy to use. Making projects easy on-site, with a complete range of accessories to fulfil any project specification, to handle any building constraint, and to provide solutions for any kind of application or environment.

There is no need to order accessories like bends, junctions, etc. Instead, you can make them on site from length material elements. The double transversal wires give you the option of several cutting points to create quick and safe solutions.

No matter what the environment is. No matter what the building constraints are. No matter what the project specification's state. No matter what the installer's habits are. The Clipsal Performa Mesh tray range provides solutions for each application, with minimal installation time.

Performa Mesh is a strong, flexible and reliable system, providing the simplest and fastest cable layout.

Contents

■ **Page 6**
Product Information
Benefits, Surface Treatments, Complete Range, Fire Resistant Test

■ **Page 12**
Overall System View
Wall and Floor-Mounted Solutions
Ceiling Suspended Solutions

■ **Page 16**
Electro-Zinc Mesh Tray and Accessories
Product Part Numbers and Descriptions

■ **Page 28**
Hot Dip-Galvanised Mesh Tray and Accessories
Product Part Numbers and Descriptions

■ **Page 38**
Stainless Steel Mesh Tray and Accessories
Product Part Numbers and Descriptions


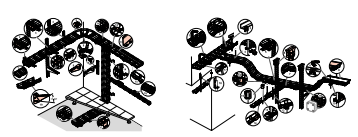


■ **Page 46**
Technical Information
Technical and Material Data, Detailed Dimensions, Cable Capacity, Safe Working-Load, Admissible Working-Load on Brackets, Admissible Working-Load on Brackets, Resistance to Traction, Recommended Couplers, Recommended Fixings for Brackets, Fire-Test Installation, Instructions for Making Accessories

■ **Page 62**
Selection Guide (Electro-Zinc)
Guide to Part Numbers Ordered by Product Type and Material

■ **Page 68**
Selection Guide (Hot-Dip Galvanised)
Guide to Part Numbers Ordered by Product Type and Material

■ **Page 74**
Selection Guide (Stainless Steel)
Guide to Part Numbers Ordered by Product Type and Material

■ **Page 78**
Index



Performa Mesh Tray


Product Information

The High Performance Range of Mesh Trays

Challenging installation environments, extensive project specifications or varying building constraints on-site? No problem. Performa Mesh is the complete cable support system, available in several heights and with three surface treatments: electro-zinc, hot-dip galvanised and stainless steel. Discover this high performing range of mesh trays, and high performing installations will be ensured.

Several Innovative Benefits

- Double transversal wires for outstanding working load
- Reduced installation time with screw-less accessories
- Patented solution for safety edges
- Delivered in a protective film and colour coded for easy identification




Accessories such as bends and raisers are formed on-site from length material.

Surface Treatments for all Environments

EZ = Electro-zinc
 HDG = Hot-dip galvanised
 SS = Stainless steel

Accessories also available

PG = Pre-galvanised
 LZ = Lamellar zinc
 BC = Bi-chromate



	Electro-zinc EZ	Hot-dip galvanised HDG	Stainless steel SS
Indoor installations, not aggressive atmosphere (office building, commercial malls)			
Indoor installations, aggressive atmosphere, tunnels, underground			
Outdoor installation, urban location			
Chemical industries, acid and alkaline atmosphere			
Harbours, marines, water treatment			
Food industry			
Atmosphere with halogen			

EZ: Electro-zinc (according to EN 12329-1) is a process that deposits a thin layer of zinc over the steel through an electro-chemical process, with an additional passivation that gives a typical shiny grey colour. The benefits of this process are control over zinc thickness and smoother surfaces.

 Recommended

HDG: Hot-dip galvanisation (EN ISO 1461) is the process of coating steel with a zinc layer, by passing the steel through a molten bath of zinc at a temperature of more than 400°C. The result is a surface treatment that protects the steel from environmental elements.

SS: Stainless steel AISI 304 (EN 10088-2) offers a high resistance to aggressive atmospheres. The pickling and passivation processes taking place after manufacturing improve the degree of protection of the steel.

PG: Pre-galvanised steel (EN 10346) is carbon steel that has gone through a zinc bath just after rolling. Good protection against oxidation and rust.

LZ: Lamellar zinc is a zinc and aluminium coating with a degree of resistance to severe atmosphere, comparable to that of hot-dip galvanised steel. It is used for small items to achieve a smooth surface.

BC: Bi-chromate (according to 12329-1) is a process that deposits a thin layer of zinc over the steel through an electro-chemical process, with an additional passivation that gives a typical yellow colour. The benefits of this process are control over zinc thickness and smoother surfaces.

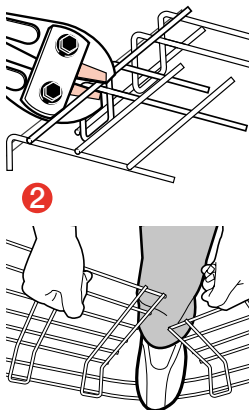
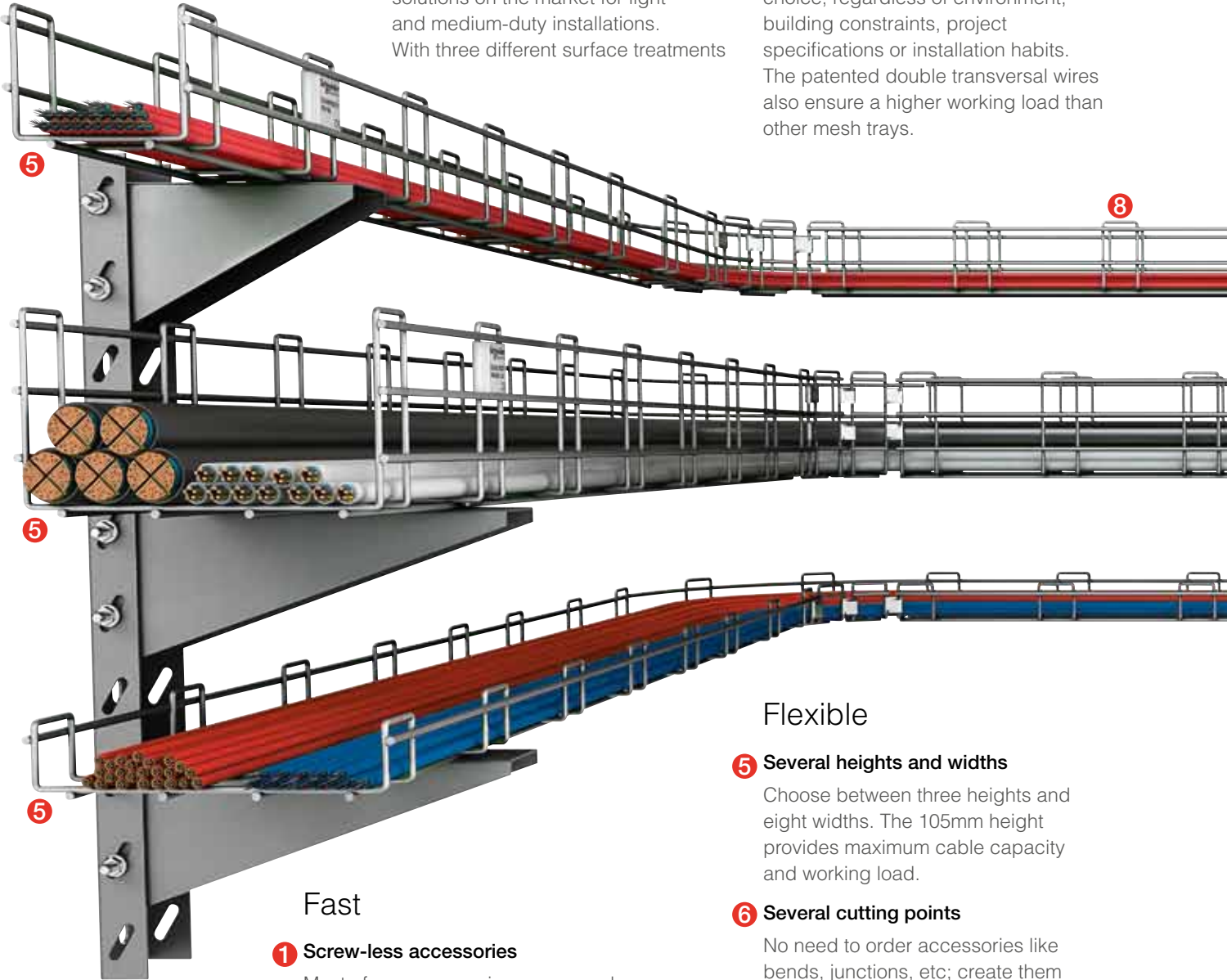
Performa Mesh Tray

Product Information

Complete Range

Performa Mesh is one of the leading solutions on the market for light and medium-duty installations. With three different surface treatments

available, there is always a perfect choice; regardless of environment, building constraints, project specifications or installation habits. The patented double transversal wires also ensure a higher working load than other mesh trays.



Fast


- 1 Screw-less accessories**
Most of our accessories are screw-less. No tools are needed. Simple and efficient.
- 2 Make angles on-site**
It's easy. Just cut and bend the angle you need, and fix with the fast-fix locking-clips.
- 3 Fast-fixing**
Fast-fixing to fix mesh trays to profiles 21 x 41 and 41 x 41. Direct clipping. Quick and safe.
- 4 Self-locking flanges**
Pull the mesh tray into the self-locking flanges in the fast-fix brackets. No fixings needed.

Flexible

- 5 Several heights and widths**
Choose between three heights and eight widths. The 105mm height provides maximum cable capacity and working load.
- 6 Several cutting points**
No need to order accessories like bends, junctions, etc; create them on-site. The double transversal wires allow several cutting points.
- 7 Surface treatments for all needs**
Electro-zinc, hot-dip galvanised and stainless steel. With three types of surface treatments, Performa Mesh is an excellent choice, regardless of environment.


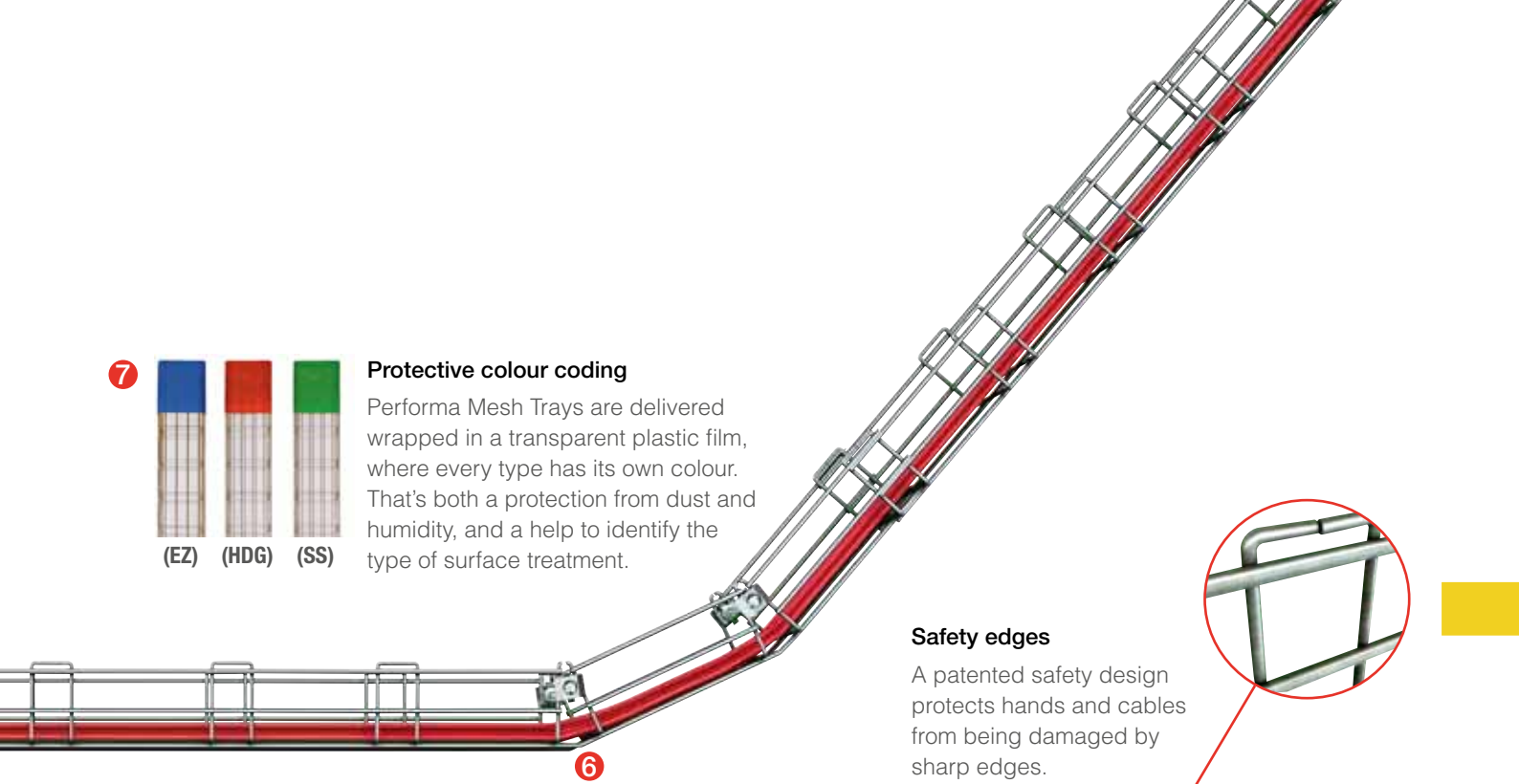


7




Protective colour coding

Performa Mesh Trays are delivered wrapped in a transparent plastic film, where every type has its own colour. That's both a protection from dust and humidity, and a help to identify the type of surface treatment.



Safety edges

A patented safety design protects hands and cables from being damaged by sharp edges.



Strong

8

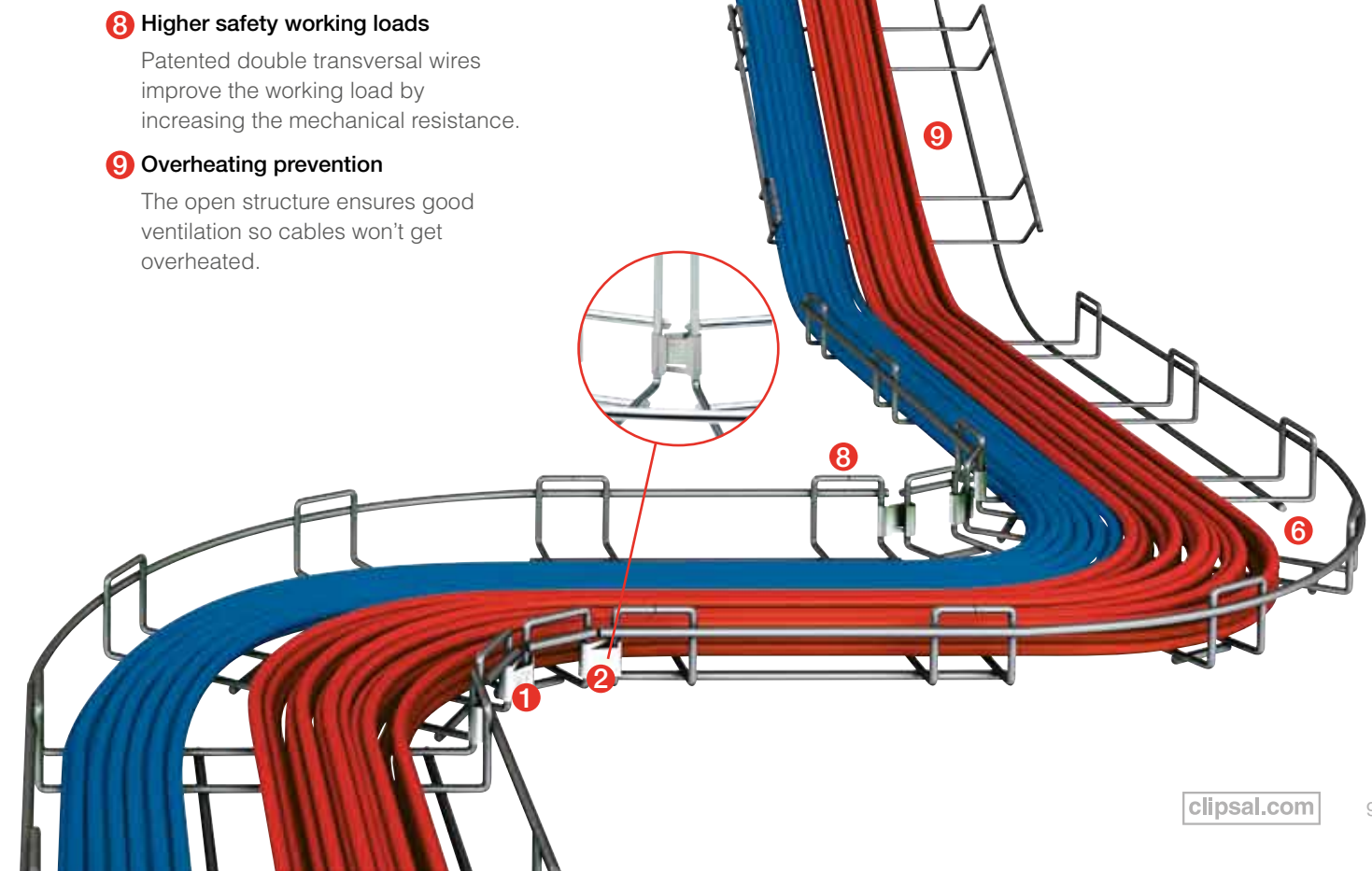
Higher safety working loads

Patented double transversal wires improve the working load by increasing the mechanical resistance.

9

Overheating prevention

The open structure ensures good ventilation so cables won't get overheated.



Performa Mesh Tray


Product Information



Another Hot Performa Advantage – Certified Fire Protection

Performa Mesh products have been fire resistance tested. Mesh trays and accessories, in combination with appropriate fire resistant cables, can withstand 90 minutes in temperatures up to 1000° without collapsing, and the electrical performance still remaining intact.

These products are recommended in well attended public areas, such as hospitals, airports and schools.



During the test

Performa Mesh system with 30 and 90 minute rated cables. Chains (ballast) have been added to achieve a load of 10kg per 1.2m support distance.



After the test

Performa Mesh system after 90 minutes of fire test. The electrical performance is still intact.



The Importance of Fire Resistance

The more resistant these mesh trays are to fire, the longer the electric system will be able to operate normally. If it doesn't operate normally, it's very likely that critical emergency services, such as fire suppression systems, emergency lighting, ventilation and other basic installations also stop working.

About the Test

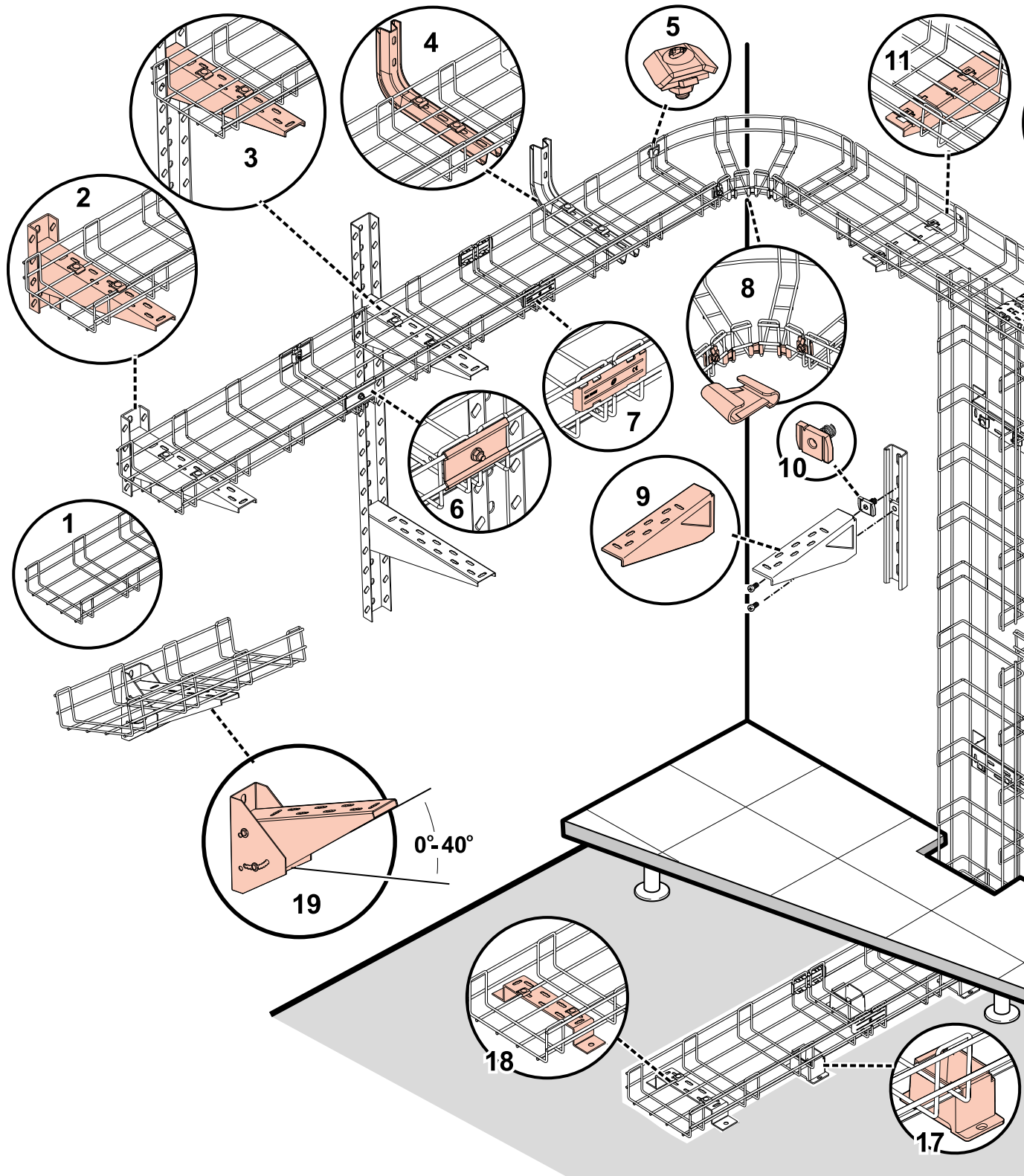
The Performa Mesh products tested exceeded the fire resistance testing requirements, qualifying for the highest level of resistance - 90 minutes withstand. The trays with accessories and 30 and 90 minute rated cables were tested for 90 minutes in a temperature up to 1000°C (in accordance with the conditions of European Standards DIN 4102-12) maintaining circuit integrity against fire.

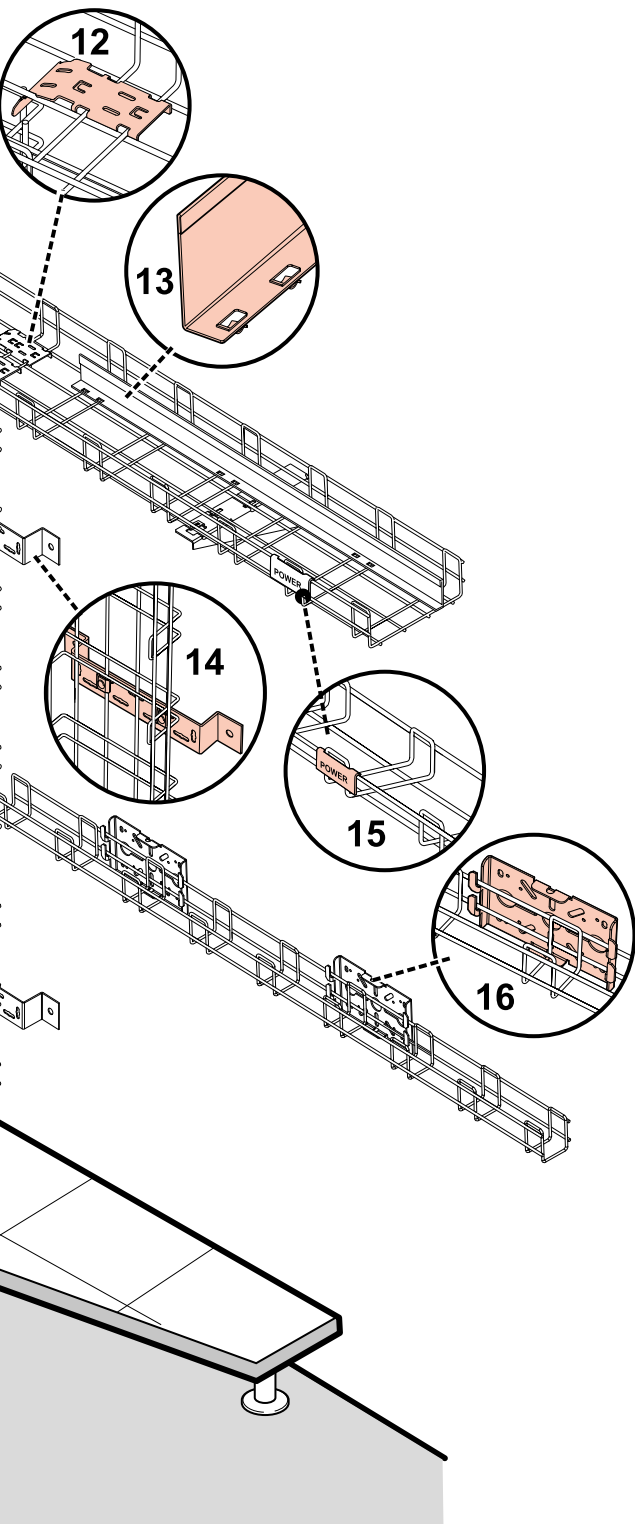
Performa Mesh is tested and certified for both 30 minutes withstand and 90 minutes withstand. The test was performed and certified by the IBMB institute. IBMB is short for "Institut für Baustoffe, Masivbau und Brandschutz" – a department at the Institute of Technology at the University of Braunschweig in Germany – which for decades has performed public testing to establish fire resistance ratings in Europe.

Performa Mesh Tray

Overall System View

Wall and Floor-Mounted Solutions





Pages*

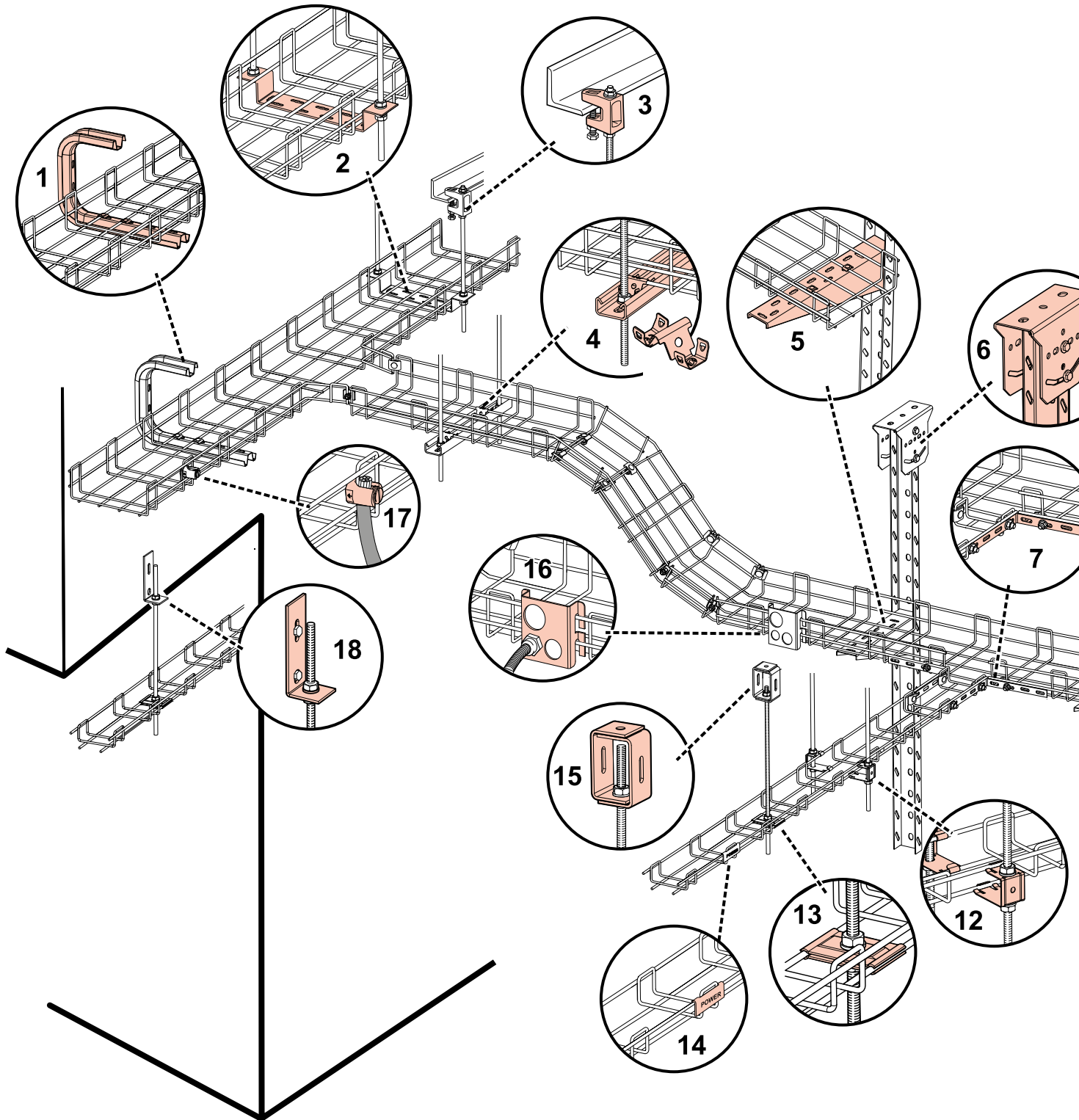
Components		EZ	HDG	SS
1.	Mesh tray	18	30	40
2.	Horizontal bracket set	20	-	-
3.	Pendant bracket + U-profile	21	32	42
4.	Horizontal bracket Omega	20	-	-
5.	Coupler	19	31	41
6.	Side coupler	19	31	41
7.	Fast coupler 35, 70, 105	19	31	41
8.	Locking clip for flat bends	25	35	44
9.	Horizontal bracket	20	31	-
10.	Spring-nut + profile 2121/4141	25/ 26	-	-
11.	Fast-fix horizontal bracket	20	-	-
12.	Cable dropout	27	37	45
13.	Fast fix divider Bolted divider (HDG only)	18 -	- 30	40 -
14.	Vertical/Suspended/Floor bracket	21	32	41
15.	ID label	27	37	45
16.	Support for box + bracket (double)	23	33	42
17.	Insulating floor support	24	34	43
18.	Vertical/Suspended/Floor bracket	24	35	43
19.	Adjustable bracket set	21	-	-

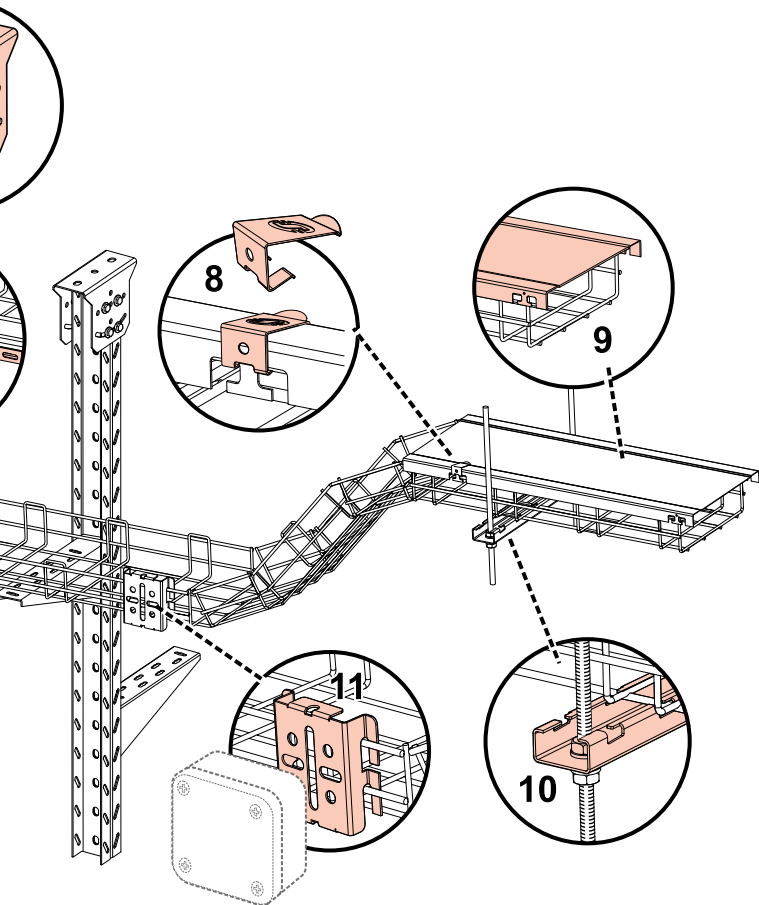
* The accessories are related to the surface treatment of the mesh trays they go with. For detailed information, please refer to the Selection Guide sections (pg. 62).

Performa Mesh Tray

Overall System View

Ceiling Suspended Solutions





Pages*

Components		EZ	HDG	SS
1.	Ceiling bracket Omega	22	-	-
2.	Vertical/Suspended/Floor bracket	22	33	42
3.	Beam clamp	26	-	-
4.	Profile fast fixing + (Profile 21 x 41 / 41 x 41 EZ only)	25	35	44
5.	Pendant bracket	21	32	43
6.	Swivel support	24	34	43
7.	Extendable joint	19	-	41
8.	Cover fixing	19/26	31/36	40/44
9.	Cover	19	30	40
10.	Fast-fix suspended bracket	22	33	-
11.	Support for box + bracket	23	-	42
12.	Fast-fix hanger 35	21	33	42
13.	Central suspension support	23	33	42
14.	ID label	27	37	45
15.	C-shape support	23	33	42
16.	Take-off plate	27	-	-
17.	Earthing clamp	27	-	-
18.	L-shape support	23	34	43

* The accessories are related to the surface treatment of the mesh trays they go with. For detailed information, please refer to the Selection Guide sections (pg 62).

Performa Mesh Tray

Electro-Zinc Mesh Tray and Accessories



Introduction

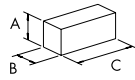
The electro-zinc Performa Mesh Tray is ideal for any indoor installations and non-aggressive atmospheres. The mesh trays are suitable for office buildings and commercial malls. Electro-zinc (according to EN 12329-1) is a process that deposits a thin layer of zinc over the steel through an electro-chemical process, with an additional passivation that gives a typical shiny grey colour. The benefits of this process are control over zinc thickness and smoother surfaces.

Features and Benefits

- Patented double transversal wire design provides higher mechanical resistance, outstanding working load and eliminates the risk of hand injuries.
- Easy to make angles on-site. Simply cut, bend and use the fast-fix locking clips.
- Open structure ensures good ventilation and prevents overheating of cables.
- Complete range of screw-less accessories (no tools required).
- 18 sizes for any cable capacity – widths: 60mm to 600mm, heights: 35mm, 70mm and 105mm.

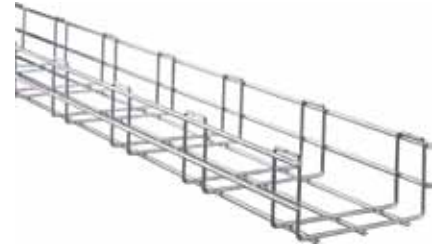
Performa Mesh Tray

Electro-Zinc Mesh Tray and Accessories



Mesh Trays (Electro-Zinc)

Type	Dimensions A/B/C (mm)	Qty per package	Cat. No.
Mesh trays, electro-zinc			
Mesh cable tray, length 3m. Plastic ID label with Schneider logo, part number, CE-mark and size attached to one side. Material: Steel (electro-zinc).			
Mesh tray 35 x 100 EZ	35/100/3000	24m	4511110
Mesh tray 35 x 150 EZ	35/150/3000	12m	4511115
Mesh tray 35 x 200 EZ	35/200/3000	12m	4511120
Mesh tray 35 x 300 EZ	35/300/3000	12m	4511130
Mesh tray 60 x 60 EZ	60/60/3000	24m	4511206
Mesh tray 70 x 100 EZ	70/100/3000	12m	4511210
Mesh tray 70 x 150 EZ	70/150/3000	12m	4511215
Mesh tray 70 x 200 EZ	70/200/3000	6m	4511220
Mesh tray 70 x 300 EZ	70/300/3000	6m	4511230
Mesh tray 70 x 400 EZ	70/400/3000	6m	4511240
Mesh tray 70 x 500 EZ	70/500/3000	6m	4511250
Mesh tray 70 x 600 EZ	70/600/3000	6m	4511260
Mesh tray 105 x 200 EZ	105/200/3000	6m	4511320
Mesh tray 105 x 300 EZ	105/300/3000	6m	4511330
Mesh tray 105 x 400 EZ	105/400/3000	6m	4511340
Mesh tray 105 x 500 EZ	105/500/3000	6m	4511350
Mesh tray 105 x 600 EZ	105/600/3000	6m	4511360



Dividers

Fast-fix dividers

Fast-fix divider, length 3m, 35, 70 and 105mm high. Fixed to the mesh tray by pulling the flaps at the bottom of the divider into the transversal wires. Can be fixed at any position on the mesh tray. Screw-less.

Material: Steel (pre-galvanised).

Fast-fix divider 35 PG	27/16/3000	24 pce	4571510
Fast-fix divider 70 PG	57/16/3000	24 pce	4571520
Fast-fix divider 105 PG	76/16/3000	24 pce	4571530

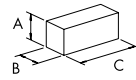
Bolted dividers

Cable-tray divider, length 2 m, for 35, 70 and 105mm high mesh trays. Fixed to the mesh tray by bolted fixings (4561120). With perforated base.

Material: Steel (pre-galvanised).

Cable-tray divider 30 + 35 PG	26/16/2000	20 pce	4721730
Cable-tray divider 60 + 70 PG	56/16/2000	20 pce	4721760
Cable-tray divider 80 + 105 PG	75/16/2000	20 pce	4721780





Covers

Type	Dimensions A/B/C (mm)	Qty per package	Cat. No.
------	--------------------------	--------------------	----------

Covers for mesh trays

Mesh tray cover, length 2m. To be fixed to the mesh tray by folding the pre-formed flaps, located on every 500mm on both sides of the cover.
Material: Steel (pre-galvanised).

Mesh tray cover 60 PG	20/60/2000	4 pce	4541106
Mesh tray cover 100 PG	20/100/2000	2 pce	4541110
Mesh tray cover 150 PG	20/150/2000	2 pce	4541115
Mesh tray cover 200 PG	20/200/2000	2 pce	4541120
Mesh tray cover 300 PG	20/300/2000	2 pce	4541130
Mesh tray cover 400 PG	20/400/2000	2 pce	4541140
Mesh tray cover 500 PG	20/500/2000	2 pce	4541150
Mesh tray cover 600 PG	20/600/2000	2 pce	4541160

Cover fixing

Cover fixing for mesh trays, for extra fixing of the cover if required (optional). Suitable for all sizes from 60 to 600mm. Direct clip-in. Screw-less.
Material: Spring steel (electro-zinc).

Mesh tray cover fixing EZ	18/15/32	50	4530800
---------------------------	----------	----	---------



Couplers

Fast coupler

Fast coupler for the coupling of straight elements for 35mm (2 pcs), 70mm (2 pcs) and 105mm (4 pcs) heights.
Material: Spring steel (electro-zinc).

Fast coupler 70 + 105 EZ	10/30/86	30	4530200
Fast coupler 35 EZ	12/25/61	30	4530135

Red tab rapid coupler

Rapid coupler 35 EZ	22/141.1	10	4561170
Rapid coupler 70 + 105 EZ	30/141.1	10	4561180

Couplers with bolt

Bolted coupler for straight elements on both sides of the mesh tray and as central coupler when required. Also used to form accessories from straight elements. Kit including upper and lower coupler, bolt and nut.
Material: Steel (electro-zinc).

Coupler EZ	27/23.5/27	50	4561110
------------	------------	----	---------

Side couplers

Side-bolted coupler for the coupling of straight elements. 70 + 105 also suitable for 60 x 60mm mesh tray. Including plate, nut and bolt.
Material: Steel (electro-zinc).

Side coupler 35 EZ	32/—/80	25	4561200
Side coupler 70 + 105 EZ	46/—/80	25	4561205

Joints

Extendable joint for coupling of straight elements with a distance between them of up to 300mm. Each unit is supplied with two bolted couplers.
Material: Steel (pre-galvanised).

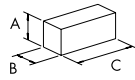
Extendable joint PG	1/17/300	10	4561150
---------------------	----------	----	---------



For fire resistant installations with 90 minutes withstand, use the products marked in orange.

Performa Mesh Tray

Electro-Zinc Mesh Tray and Accessories



Wall Support

Type	Dimensions A/B/C (mm)	Qty per package	Cat. No.
------	-----------------------	-----------------	----------

Fast-fix horizontal brackets

Fast-fix bracket for wall-mounted horizontal installations. From 100 to 600mm width. Mesh trays are fixed by pulling the wires into the flaps. Extra fixing is provided by folding the flaps with a tool. Screw-less.

Material: Steel (pre-galvanised).

Fast-fix horizontal bracket 100 PG	82/42/144	10	4550110
Fast-fix horizontal bracket 150 PG	82/42/194	10	4550111
Fast-fix horizontal bracket 200 PG	82/42/244	10	4550112
Fast-fix horizontal bracket 300 PG	82/42/344	10	4550113
Fast-fix horizontal bracket 400 PG	130/42/444	5	4550114
Fast-fix horizontal bracket 500 PG	130/42/544	5	4550115
Fast-fix horizontal bracket 600 PG	130/42/644	5	4550116

Horizontal brackets

Horizontal bracket for wall-mounted horizontal installations. From 100 to 600mm width. Mesh tray to be fixed to the bracket by bolted fixings (4561120).

Material: Steel (pre-galvanised).

Horizontal bracket 100 PG	82/42/144	10	4551110
Horizontal bracket 150 PG	82/42/194	10	4551115
Horizontal bracket 200 PG	82/42/244	10	4551120
Horizontal bracket 300 PG	82/42/344	10	4551130
Horizontal bracket 400 PG	130/42/444	5	4551140
Horizontal bracket 500 PG	130/42/544	5	4551150
Horizontal bracket 600 PG	130/42/644	5	4551160

Horizontal brackets Ω

Horizontal bracket Omega for wall-mounted installations. From 100 to 300mm width.

Mesh tray fixed to the bracket by bolted fixings (4561120). Supplied with strut. Can be used in combination with Ceiling Bracket Ω 600 PG (CSU4550360) for ceiling suspended installations.

Material: Steel (pre-galvanised).

Horizontal bracket Ω 100 PG	131/50/150	10	4550310
Horizontal bracket Ω 150 PG	131/50/200	10	4550315
Horizontal bracket Ω 200 PG	131/50/250	10	4550320
Horizontal bracket Ω 300 PG	131/50/350	10	4550330

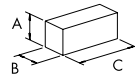
Horizontal bracket sets

Horizontal bracket set for wall-mounted horizontal installations. From 100 to 600mm width. One set includes pendant bracket 200mm U-profile and four bolts for fixing of the bracket to the profile. Mesh tray fixed to the bracket by bolted fixings (4561120).

Material: Steel (pre-galvanised).

Horizontal bracket set 100 PG	200/55/162	2	4551210
Horizontal bracket set 150 PG	200/55/212	2	4551215
Horizontal bracket set 200 PG	200/55/262	2	4551220
Horizontal bracket set 300 PG	200/55/362	2	4551230
Horizontal bracket set 400 PG	200/55/462	2	4551240
Horizontal bracket set 500 PG	200/55/562	2	4551250
Horizontal bracket set 600 PG	200/55/662	2	4551260





Wall Support

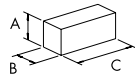
Type	Dimensions A/B/C (mm)	Qty per package	Cat. No.
Vertically mounted brackets			
Bracket for vertical wall-mounted installations. From 100 to 600mm width. Mesh tray to be fixed to bracket by bolted fixings (4561120). Material: Steel (pre-galvanised).			
Vertical/suspended/floor bracket 100 PG	38/50/185	10	4551310
Vertical/suspended/floor bracket 150 PG	38/50/235	10	4551315
Vertical/suspended/floor bracket 200 PG	38/50/285	10	4551320
Vertical/suspended/floor bracket 300 PG	38/50/385	10	4551330
Vertical/suspended/floor bracket 400 PG	38/50/485	5	4551340
Vertical/suspended/floor bracket 500 PG	38/50/585	5	4551350
Vertical/suspended/floor bracket 600 PG	38/50/685	5	4551360
Wall-mounted bracket for 35 x 50			
Fast-fix hanger to be used in horizontal wall-mounted installations with a 35 x 50mm mesh tray. Direct clip-in. No tools required, screw-less. Material: Spring steel (electro-zinc).			
Fast-fix hanger 35 EZ	37/29/54	20	4530400
Wall-mounted bracket for 60x60			
Clip-on bracket to be used as horizontal wall bracket for 60x60 mm mesh trays. Material: Steel (pre-galvanised).			
Support for box + bracket PG	20/92/72	10	4571120
Adjustable bracket sets			
Adjustable bracket set for wall-mounted installations. From 100 to 600mm width. One set includes one bracket, one adjustable support and four screws for fixing of the bracket to the support. Mesh tray fixed to the bracket by bolted fixings (4561120). Material: Steel (pre-galvanised).			
Adjustable bracket set 100 PG	140/55/162	2	4551510
Adjustable bracket set 150 PG	140/55/212	2	4551515
Adjustable bracket set 200 PG	140/55/262	2	4551520
Adjustable bracket set 300 PG	140/55/362	2	4551530
Adjustable bracket set 400 PG	140/55/462	2	4551540
Adjustable bracket set 500 PG	140/55/562	2	4551550
Adjustable bracket set 600 PG	140/55/662	2	4551560
U-profile			
U-profile. Fixed to the wall for wall-mounted installations. To be used with pendant brackets. Material: Steel (pre-galvanised).			
U-profile PG	30/55/1000	4m	4551420
Pendant brackets			
Pendant bracket from 100 to 600mm width. To be used in combination with U-profile (4551420) for wall-mounted installations. Four bolts (4571110) are required to fix the bracket to the U-profile. Mesh tray fixed to the bracket by bolted fixings (4561120). Material: Steel (pre-galvanised).			
Pendant bracket 100 PG	87/50/160	10	4551910
Pendant bracket 150 PG	87/50/210	10	4551915
Pendant bracket 200 PG	87/50/260	10	4551920
Pendant bracket 300 PG	94/50/360	10	4551930
Pendant bracket 400 PG	100/50/460	4	4551940
Pendant bracket 500 PG	110/50/560	4	4551950
Pendant bracket 600 PG	110/50/660	4	4551960



For fire resistant installations with 90 minutes withstand, use the products marked in orange.

Performa Mesh Tray

Electro-Zinc Mesh Tray and Accessories



Ceiling Support

Type	Dimensions A/B/C (mm)	Qty per package	Cat. No.
------	-----------------------	-----------------	----------

Fast-fix suspended brackets

Fast-fix suspended bracket, for ceiling-suspended installations with threaded rods. The mesh tray is fixed by pulling the wires in the flaps, and then folding the flaps with a tool to fix the mesh tray. Screw-less. To ensure the values shown in the chart "Admissible Working-Load on Brackets" on page 48 for 400mm widths and upwards, two brackets must be mounted together back-to-back using bolts (4561120). For the 2000 and 3000mm widths, the threaded rods should be placed all along the brackets, with a maximum distance between them of 950mm.

Material: Steel (pre-galvanised).

Fast-fix suspended bracket 150 PG	20/40/250	6	4530510
Fast-fix suspended bracket 200 PG	20/40/300	6	4530520
Fast-fix suspended bracket 300 PG	20/40/400	6	4530530
Fast-fix suspended bracket 400 PG	20/40/500	6	4530540
Fast-fix suspended bracket 500 PG	20/40/600	6	4530550
Fast-fix suspended bracket 600 PG	20/40/700	6	4530560
Fast-fix suspended bracket 1000 PG	20/40/1000	2 pce	4530570
Fast-fix suspended bracket 2000 PG	20/40/2000	2 pce	4530580
Fast-fix suspended bracket 3000 PG	20/40/3000	2 pce	4530590

Suspended brackets

Suspension bracket for ceiling-suspended installations with threaded rods. From 100 to 600mm width. Mesh tray fixed to the bracket by bolted fixings (4561120).

Material: Steel (pre-galvanised).

Vertical/suspended/floor bracket 100 PG	38/50/185	10	4551310
Vertical/suspended/floor bracket 150 PG	38/50/235	10	4551315
Vertical/suspended/floor bracket 200 PG	38/50/285	10	4551320
Vertical/suspended/floor bracket 300 PG	38/50/385	10	4551330
Vertical/suspended/floor bracket 400 PG	38/50/485	5	4551340
Vertical/suspended/floor bracket 500 PG	38/50/585	5	4551350
Vertical/suspended/floor bracket 600 PG	38/50/685	5	4551360

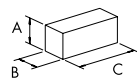
Ceiling brackets Ω

Ceiling bracket Omega for direct fixing to the ceiling. From 100 to 300mm width. Mesh tray fixed to the bracket by bolted fixings (4561120). Supplied with strut. 600mm bracket is used as pendant bracket in combination with horizontal brackets Ω.

Material: Steel (pre-galvanised).

Ceiling bracket Ω 100 PG	196/50/153	4	4550410
Ceiling bracket Ω 150 PG	196/50/204	4	4550415
Ceiling bracket Ω 200 PG	196/50/252	4	4550420
Ceiling bracket Ω 300 PG	196/50/357	4	4550430





Ceiling Support

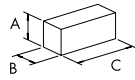
Type	Dimensions A/B/C (mm)	Qty per package	Cat. No.
Heavy-duty suspended brackets			
Bracket for ceiling-suspended installations with threaded rods. From 200 to 600mm width. Mesh tray fixed to the bracket by bolted fixings (4561120). Material: Steel (pre-galvanised).			
Heavy-duty suspended bracket 200 PG	60/41.7/267.5	4	4551620
Heavy-duty suspended bracket 300 PG	60/41.7/347.5	4	4551630
Heavy-duty suspended bracket 400 PG	60/41.7/467.5	4	4551640
Heavy-duty suspended bracket 500 PG	60/41.7/547.5	4	4551650
Heavy-duty suspended bracket 600 PG	60/41.7/667.5	4	4551660
Suspension supports			
Central suspension support for ceiling-suspended installations with threaded rods. Hole \varnothing 8.5mm. Recommended for mesh trays up to 300mm width. Not suitable for 60 x 60, 35 x 150 and 70 x 150mm mesh trays. Material: Steel (electro-zinc).			
Central suspension support EZ	40/4/60	30	4551430
Fast-fix hanger			
Fast-fix hanger for 35mm high mesh trays. For ceiling-suspended installations with threaded rods. Direct clip-in on one side of the mesh tray. No tools required, screw-less. Material: Spring steel (electro-zinc).			
Fast-fix hanger 35 EZ	37/29/54	20	4530400
Side suspension brackets			
Clip-on bracket to be used for ceiling-suspended installations of 60, 70 and 105mm high mesh trays with threaded rods. Material: Steel (pre-galvanised).			
Support for box + bracket PG	20/72/92	10	4571120
Support for box + bracket, double, PG	20/100/182	5	4571130
C-shape support			
C-shape support for ceiling-suspended installation. To be used together with threaded rods. Material: Steel (pre-galvanised).			
C-shape support PG	70/39/36	10	4551440
L-shape support			
L-shape support for suspended installations with threaded rods. Material: Steel (pre-galvanised).			
L-shape support PG	104/39/36	10	4551450
Support extension			
Support extension for horizontal brackets mounted in combination with ceiling-suspended threaded rods. Intended for extra support of the horizontal bracket at high load requirements. Material: Steel (pre-galvanised).			
Support extension M10	20/25/140	10	4551992
Threaded rods			
Threaded rod for ceiling-suspended installations, used with suspension support and brackets. Supplied with nuts and washers. Material: Steel (pre-galvanised).			
Threaded rod M6 x 1m PG	M6/1000	10	4551467
Threaded rod M8 x 0.5m PG	M8/500	10	4551470
Threaded rod M8 x 1m PG	M8/1000	10	4551480



For fire resistant installations with 90 minutes withstand, use the products marked in orange.

Performa Mesh Tray

Electro-Zinc Mesh Tray and Accessories



Ceiling Support

Type	Dimensions A/B/C (mm)	Qty per package	Cat. No.
------	-----------------------	-----------------	----------

Rod connectors

Rod connector intended to join two threaded rods in ceiling-suspended installation. Material: Steel (pre-galvanised).

Rod connector M6 PG	M6/30	50	4551481
Rod connector M8 PG	M8/30	50	4551482

Swivel pendant support

Swivel pendant support for ceiling-suspended installations in combination with U-profile (4551420) and pendant bracket. Requires four bolts (4571110) for fixing of the U-profile. Material: Steel (pre-galvanised).

Swivel pendant support PG	116/150/60	4	4551410
---------------------------	------------	---	---------

U-profile

U-profile. For ceiling-suspended installations in combination with swivel pendant support (4551410) and pendant brackets. Material: Steel (pre-galvanised).

U-profile PG	30/55/1000	4m	4551420
--------------	------------	----	---------

Pendant brackets, pre-galvanised

Pendant bracket from 100 to 600mm width. To be used in combination with U-profile (4551420) and swivel pendant support (4551410) for ceiling-suspended installations. Four bolts (4571110) are required to fix the bracket to the U-profile. Mesh tray fixed to the bracket by bolted fixings (4561120). Material: Steel (pre-galvanised).

Pendant bracket 100 PG	87/50/160	10	4551910
Pendant bracket 150 PG	87/50/210	10	4551915
Pendant bracket 200 PG	87/50/260	10	4551920
Pendant bracket 300 PG	94/50/360	10	4551930
Pendant bracket 400 PG	100/50/460	4	4551940
Pendant bracket 500 PG	110/50/560	4	4551950
Pendant bracket 600 PG	110/50/660	4	4551960

Floor Support

Insulating support

Insulating support for floor installations. Suitable for all mesh trays except 60x60mm. The mesh tray is fixed by clipping wires into the support. Maximum recommended span between supports: 1m. Material: PA 6.6 (colour Black).

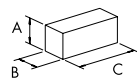
Insulating floor support	45/44.5/85	20	4571700
--------------------------	------------	----	---------

Floor-mounted brackets

Bracket for floor-mounted installations in raised floors. The bracket is used as a raiser. Mesh tray fixed to the bracket by bolted fixings (4561120). Material: Steel (pre-galvanised).

Vertical/suspended/floor bracket 100 PG	38/50/185	10	4551310
Vertical/suspended/floor bracket 150 PG	38/50/235	10	4551315
Vertical/suspended/floor bracket 200 PG	38/50/285	10	4551320
Vertical/suspended/floor bracket 300 PG	38/50/385	10	4551330
Vertical/suspended/floor bracket 400 PG	38/50/485	5	4551340
Vertical/suspended/floor bracket 500 PG	38/50/585	5	4551350
Vertical/suspended/floor bracket 600 PG	38/50/685	5	4551360





Profiles

Type	Dimensions A/B/C (mm)	Qty per package	Cat. No.
Perforated profiles			
Perforated profile, wall or ceiling mounted, length 2m. To be used with reinforced or rectangular nuts for fixing brackets or threaded rods. Material: Steel (pre-galvanised or electro-zinc).			
Perforated profile 2040 EZ	20/40/2000	20m	2511220
Perforated profile 2141 PG	21/41/2000	8m	2511230
Perforated profile 4141 PG	41/41/2000	4m	2511231
Perforated profile 2350 Ω PG	23/50/2000	4m	2511240



Fixing Accessories

Locking clip			
Locking clip for fast-fixing of the transversal wires of a mesh tray, once it has been cut to form flat bends. Material: Spring steel (electro-zinc).			

Locking clip for flat bend EZ	6/18/21	50	4530900
-------------------------------	---------	----	---------



Profile fast-fixings			
Fast-fixing intended to fix mesh trays to profiles 21 x 41 and 41 x 41. Specific design for 60 x 60mm mesh tray. Direct clip-in. No tools required, screw-less. Suitable only for horizontal installations. Material: Spring steel (electro-zinc).			

Profile fast-fixing EZ	29/51/19	50	4530300
Profile fast-fixing 6060 EZ	54/68/34	25	4530100



Fixings			
Fixing device for fixing of the mesh trays to brackets. Material: Steel (electro-zinc).			

Fixing EZ	23.5/23.5	50	4561120
-----------	-----------	----	---------



Bolts			
Bolt for the fixing of swivel supports and pendant brackets to U-profile and of brackets to mounting profiles, together with rectangular or reinforced nuts. Material: Steel (electro-zinc).			

Bolt M6x20 EZ	23.5/13.5	50	4571110
Bolt M6x12 EZ	23.5/13.5	50	4721912

Pin-bolt for fast-fixing of pendant bracket to U-profile and of U-profile to swivel support. Material: Steel (electro-zinc).			
---	--	--	--

Pin-bolt M6x70 EZ	M6/70	10	4571115
-------------------	-------	----	---------



Rectangular nuts			
Rectangular nut for the fixing of brackets to mounting profiles 20x40 using bolts. Material: Steel (electro-zinc).			

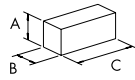
Rectangular nut M6	20/05/1936	100	1506150
Rectangular nut M8	20/05/1936	100	1506155



For fire resistant installations with 90 minutes withstand, use the products marked in orange.

Performa Mesh Tray

Electro-Zinc Mesh Tray and Accessories



Fixing Accessories

Type	Dimensions A/B/C (mm)	Qty per package	Cat. No.
------	-----------------------	-----------------	----------

Reinforced nuts and spring nuts

Reinforced nut for the fixing of brackets and threaded rods to mounting profiles 21 x 41 and 41 x 41 using bolts.

Material: Steel (electro-zinc).

Reinforced nut M6	6/20/35	10	2521706
Reinforced nut M8	6/20/35	10	2521708
Reinforced nut M10	6/20/35	10	2521710

Reinforced spring-nut for the fixing of brackets and threaded rods to mounting profiles 21 x 41 and 41 x 41 using bolts. Short spring for 21 x 41 profile, long for 41 x 41 profile.

Material: Steel (electro-zinc).

Reinforced spring-nut, short M6	17/20/35	10	2521716
Reinforced spring-nut, short M8	17/20/35	10	2521718
Reinforced spring-nut, short M10	24/20/35	10	2521720
Reinforced spring-nut, long M6	37/20/35	10	2521726
Reinforced spring-nut, long M8	37/20/35	10	2521728
Reinforced spring-nut, long M10	37.5/20/35	10	2521730

Beam clamps

Beam clamp for suspended installations. To be used together with threaded rods M8 or M10. Material: Steel (electro-zinc).

Beam clamp M8 EZ	36/38/18	10	4571408
Beam clamp M10 EZ	41.5/44.5/21	10	4571410

Beam clamp for suspended installations from the side of a beam. To be used together with threaded rods M6 or M8.

Material: Steel (phosphate zinc).

Beam clamp, horizontal M6 PZ	50/46/40	20	4571416
Beam clamp, horizontal M8 PZ	50/46/40	20	4571418

Beam clamp for suspended installations from the top of a beam. To be used together with threaded rods M6 or M8.

Material: Steel (phosphate zinc).

Beam clamp, vertical M6 PZ	92/33/19	20	4571436
Beam clamp, vertical M8 PZ	92/33/19	20	4571438

Cover fixing

Cover fixing for mesh trays, for extra fixing of the cover if required (optional). Suitable for all sizes from 60 to 600mm. Direct clip-in. Screw-less.

Material: Spring steel (electro-zinc).


Mesh tray cover fixing EZ	18/15/32	50	4530800
---------------------------	----------	----	---------

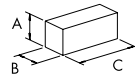
Supports for derivation box

Clip-on bracket to be used for fixing of a derivation box in 60, 70 and 105mm high mesh trays.

Material: Steel (pre-galvanised).

Support for box + bracket PG	20/72/92	10	4571120
Support for box + bracket, double, PG	20/100/182	5	4571130





Other Accessories

Type	Dimensions A/B/C (mm)	Qty per package	Cat. No.
Take-off plate			
Take-off plate for pipes M20, 25 and 32. Fixed to the side of the mesh tray and by folding the flaps with a screw-driver. Screw-less. For 60, 70 and 105mm high trays. Material: Steel (pre-galvanised).			
Take-off plate M20-25-32 PG	85/146	10	4571315
Cable drop-out			
Cable drop-out to be directly clipped-in on all sizes of mesh tray except 60x60mm. Fixed by folding a flap at the bottom with a screw-driver. Screw-less. Material: Steel (electro-zinc).			
Cable drop-out EZ	50/37/111	10	4530700
Earthing clamp			
Earthing clamp for Earthing of the installation to comply with safety requirements. Fixed to the wires on the side of the mesh trays. Admits cables from 16 to 70mm ² . Material: Brass (electrolytical nickel coating).			
Earthing clamp EZ	85/107/24	10	4571310
Marking			
ID-label, blank, suitable for all cable trays. Can be placed on the side or at the bottom of the tray for identification. Material: PC/ABS (colour: White).			
ID-label	30/100	25	4551485
Cutting tool			
Bolt cropper for cutting and forming of accessories from straight elements. Suitable for all sizes and finishes.			
Bolt cropper	130/470	1	4580110



Performa Mesh Tray

Hot-Dip Galvanised Mesh Tray and Accessories



Introduction

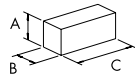
The hot-dip galvanised Performa Mesh Tray is ideal for any indoor or outdoor installations and aggressive atmospheres. The mesh trays are suitable for tunnels and underground installations. Hot-dip galvanisation (EN ISO 1461) is the process of coating steel with a zinc layer, by passing the steel through a molten bath of zinc at a temperature of more than 400°C. The result is a surface treatment that protects the steel from environmental elements.

Features and Benefits

- Patented double transversal wire design provides higher mechanical resistance, outstanding working load and eliminates the risk of hand injuries.
- Easy to make angles on-site. Simply cut, bend and use the fast-fix locking clips.
- Open structure ensures good ventilation and prevents overheating of cables.
- Complete range of screw-less accessories – no tools required.
- 18 sizes for any cable capacity – widths: 60mm to 600mm, heights: 35mm, 70mm and 105mm.

Performa Mesh Tray

Hot-Dip Galvanised Mesh Tray and Accessories



Mesh Trays (Hot-Dip Galvanised)

Type	Dimensions A/B/C (mm)	Qty per package	Cat. No.
Mesh trays (hot-dip galvanised)			
Mesh cable tray, length 3 m. Plastic ID label with Schneider logo, part number, CE-mark and size attached to one side. Material: Steel (hot-dip galvanised).			
Mesh tray 35 x 100 HDG	35/100/3000	24m	4512110
Mesh tray 35 x 150 HDG	35/150/3000	12m	4512115
Mesh tray 35 x 200 HDG	35/200/3000	12m	4512120
Mesh tray 35 x 300 HDG	35/300/3000	12m	4512130
Mesh tray 60 x 60 HDG	60/60/3000	24m	4512206
Mesh tray 70 x 100 HDG	70/100/3000	12m	4512210
Mesh tray 70 x 150 HDG	70/150/3000	12m	4512215
Mesh tray 70 x 200 HDG	70/200/3000	6m	4512220
Mesh tray 70 x 300 HDG	70/300/3000	6m	4512230
Mesh tray 70 x 400 HDG	70/400/3000	6m	4512240
Mesh tray 70 x 500 HDG	70/500/3000	6m	4512250
Mesh tray 70 x 600 HDG	70/600/3000	6m	4512260
Mesh tray 105 x 200 HDG	105/200/3000	6m	4512320
Mesh tray 105 x 300 HDG	105/300/3000	6m	4512330
Mesh tray 105 x 400 HDG	105/400/3000	6m	4512340
Mesh tray 105 x 500 HDG	105/500/3000	6m	4512350
Mesh tray 105 x 600 HDG	105/600/3000	6m	4512360



Dividers

Bolted dividers

Cable-tray divider, length 2m, for 35, 70 and 105mm high mesh trays. Fixed to the mesh tray by bolted fixings (4562120). With perforated base.
Material: Steel (hot-dip galvanised).

Cable-tray divider 30 + 35 HDG	26/16/2000	20m	4722730
Cable-tray divider 60 + 70 HDG	56/16/2000	20m	4722760
Cable-tray divider 80 + 105 HDG	75/16/2000	20m	4722780



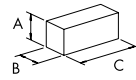
Covers

Covers for mesh trays (hot-dip galvanised)

Mesh tray cover, length 2m. To be fixed to the mesh tray by folding the pre-formed flaps, located on every 500mm on both sides of the cover.
Material: Steel (hot-dip galvanised).

Mesh tray cover 60 HDG	20/60/2000	4 pce	4542106
Mesh tray cover 100 HDG	20/100/2000	2 pce	4542110
Mesh tray cover 150 HDG	20/150/2000	2 pce	4542115
Mesh tray cover 200 HDG	20/200/2000	2 pce	4542120
Mesh tray cover 300 HDG	20/300/2000	2 pce	4542130
Mesh tray cover 400 HDG	20/400/2000	2 pce	4542140
Mesh tray cover 500 HDG	20/500/2000	2 pce	4542150
Mesh tray cover 600 HDG	20/600/2000	2 pce	4542160





Covers

Type	Dimensions A/B/C (mm)	Qty per package	Cat. No.
Cover fixing			
Cover fixing for mesh trays, for extra fixing of the cover if required (optional). Suitable for all sizes from 60 to 600mm. Direct clip-in. Screw-less. Material: Spring steel (lamellar zinc).			
Mesh tray cover fixing LZ	18/15/32	50	4532800



Couplers

Fast coupler			
Fast coupler for the coupling of straight elements for 35mm (2 pcs), 70mm (2 pcs) and 105mm (4 pcs) heights. Material: Spring steel (lamellar zinc).			
Fast coupler 70 + 105 LZ	10/30/86	30	4532200
Fast coupler 35 LZ	12/25/61	30	4532135
Red tab rapid coupler			
Rapid coupler 35 BC	22/141.1	10	4566170
Rapid coupler 70 + 105 BC	30/141.1	10	4566180



Couplers with bolt			
Bolted coupler for straight elements on both sides of the mesh tray and as central coupler when required. Also used to form accessories from straight elements. Kit including upper and lower coupler, bolt and nut. Material: Steel (hot-dip galvanised).			
Coupler HDG	27/23.5/27	50	4562110



Side Couplers			
Side-bolted coupler for the coupling of straight elements. 70 + 105 also suitable for 60 x 60mm mesh tray. Including plate, nut and bolt. Material: Steel (hot-dip galvanised).			
Side coupler 35 HDG	32/-/80	25	4562200
Side coupler 70 + 105 HDG	46/-/80	25	4562205



Wall Support

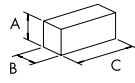
Horizontal brackets (hot-dip galvanised)			
Horizontal bracket for wall-mounted horizontal installations. From 100 to 600mm width. Mesh tray to be fixed to the bracket by bolted fixings (4562120). Material: Steel (hot-dip galvanised).			
Horizontal bracket 100 HDG	82/42/144	10	4552110
Horizontal bracket 150 HDG	82/42/194	10	4552115
Horizontal bracket 200 HDG	82/42/244	10	4552120
Horizontal bracket 300 HDG	82/42/344	10	4552130
Horizontal bracket 400 HDG	130/42/444	5	4552140
Horizontal bracket 500 HDG	130/42/544	5	4552150
Horizontal bracket 600 HDG	130/42/644	5	4552160



For fire resistant installations with 90 minutes withstand, use the products marked in orange.

Performa Mesh Tray

Hot-Dip Galvanised Mesh Tray and Accessories



Wall Support

Type	Dimensions A/B/C (mm)	Qty per package	Cat. No.
------	-----------------------	-----------------	----------

Vertically mounted brackets (hot-dip galvanised)

Bracket for vertical wall-mounted installations. Mesh tray to be fixed to bracket using bolted fixings (4562120). From 100 to 600mm width.

Material: Steel (hot-dip galvanised).

Vertical/suspended/floor bracket 100 HDG	38/50/185	10	4552310
Vertical/suspended/floor bracket 150 HDG	38/50/235	10	4552315
Vertical/suspended/floor bracket 200 HDG	38/50/285	10	4552320
Vertical/suspended/floor bracket 300 HDG	38/50/385	10	4552330
Vertical/suspended/floor bracket 400 HDG	38/50/485	5	4552340
Vertical/suspended/floor bracket 500 HDG	38/50/585	5	4552350
Vertical/suspended/floor bracket 600 HDG	38/50/685	5	4552360

U-profiles

U-profile. Fixed to the wall for wall-mounted installations. To be used with pendant brackets. Material: Steel (hot-dip galvanised).

U-profile HDG	30/55/1000	4m	4552420
---------------	------------	----	---------

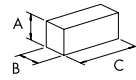
Pendant brackets (hot-dip galvanised)

Pendant bracket from 100 to 600mm width. To be used in combination with U-profile (4552420) for wall-mounted installations. Four bolts (4572110) are required to fix the bracket to the U-profile. Mesh tray fixed to the bracket by bolted fixings (4562120).

Material: Steel (hot-dip galvanised).

Pendant bracket 100 HDG	87/50/160	10	4552910
Pendant bracket 150 HDG	87/50/210	10	4552915
Pendant bracket 200 HDG	87/50/260	10	4552920
Pendant bracket 300 HDG	94/50/360	10	4552930
Pendant bracket 400 HDG	100/50/460	4	4552940
Pendant bracket 500 HDG	110/50/560	4	4552950
Pendant bracket 600 HDG	110/50/660	4	4552960





Ceiling Support

Type	Dimensions A/B/C (mm)	Qty per package	Cat. No.
------	-----------------------	-----------------	----------

Fast-fix suspended brackets

Fast-fix suspended bracket, for ceiling-suspended installations with threaded rods. The mesh tray is fixed by pulling the wires in the flaps, and then folding the flaps with a tool to fix the mesh tray. Screw-less. To ensure the values shown in the chart "Admissible Working-Load on Brackets" on page 48 for 400mm widths and upwards, two brackets must be mounted together back-to-back using bolts (4562120). For the 2000 and 3000mm widths, the threaded rods should be placed all along the brackets, with a maximum distance between them of 950mm.

Material: Steel (hot-dip galvanised).

Fast-fix suspended bracket 150 HDG	20/40/250	6	4532510
Fast-fix suspended bracket 200 HDG	20/40/300	6	4532520
Fast-fix suspended bracket 300 HDG	20/40/400	6	4532530
Fast-fix suspended bracket 400 HDG	20/40/500	6	4532540
Fast-fix suspended bracket 500 HDG	20/40/600	6	4532550
Fast-fix suspended bracket 600 HDG	20/40/700	6	4532560
Fast-fix suspended bracket 1000 HDG	20/40/1000	2 pce	4532570
Fast-fix suspended bracket 2000 HDG	20/40/2000	4 pce	4532580
Fast-fix suspended bracket 3000 HDG	20/40/3000	6 pce	4532590

Suspended brackets (hot-dip galvanised)

Suspension bracket for ceiling-suspended installations with threaded rods. From 100 to 600mm width. Mesh tray fixed to the bracket by bolted fixings (4562120).

Material: Steel (hot-dip galvanised).

Vertical/suspended/floor bracket 100 HDG	38/50/185	10	4552310
Vertical/suspended/floor bracket 150 HDG	38/50/235	10	4552315
Vertical/suspended/floor bracket 200 HDG	38/50/285	10	4552320
Vertical/suspended/floor bracket 300 HDG	38/50/385	10	4552330
Vertical/suspended/floor bracket 400 HDG	38/50/485	5	4552340
Vertical/suspended/floor bracket 500 HDG	38/50/585	5	4552350
Vertical/suspended/floor bracket 600 HDG	38/50/685	5	4552360

Suspension supports

Central suspension support for ceiling-suspended installations with threaded rods.

Hole Ø 8.5mm. Recommended for mesh trays up to 300mm width. Not suitable for 60 x 60, 35 x 150 and 70 x 150mm mesh trays.

Material: Steel (hot-dip galvanised).

Central suspension support HDG	4/40/60	30	4552430
--------------------------------	---------	----	---------

Fast-fix hanger

Fast-fix hanger for 35mm high mesh trays. For ceiling-suspended installations with threaded rods. Direct clip-in on one side of the mesh tray. No tools required, screw-less.

Material: Spring steel (lamellar zinc).

Fast-fix hanger 35 LZ	37/29/54	20	4532400
-----------------------	----------	----	---------

Side suspension brackets

Clip-on bracket to be used for ceiling-suspended installations of 60, 70 and 105mm high mesh trays with threaded rods.

Material: Steel (hot-dip galvanised or stainless).

Support for box + bracket, double, SS	20/100/182	5	4575130
---------------------------------------	------------	---	---------

C-shape supports

C-shape support for ceiling-suspended installation. To be used together with threaded rods.

Material: Steel (hot-dip galvanised).

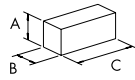
C-shape support HDG	70/39/36	10	4552440
---------------------	----------	----	---------



For fire resistant installations with 90 minutes withstand, use the products marked in orange.

Performa Mesh Tray

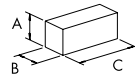
Hot-Dip Galvanised Mesh Tray and Accessories



Ceiling Support

Type	Dimensions A/B/C (mm)	Qty per package	Cat. No.
L-shape supports			
L-shape support for suspended installations with threaded rods. Material: Steel (hot-dip galvanised).			
L-shape support HDG	104/39/36	10	4552450
Threaded rods			
Threaded rod for ceiling-suspended installations, used with suspension support and brackets. Supplied with nuts and washers. Material: Stainless steel.			
Threaded rod M8 x 0.5m SS	M8/500	10	455470
Threaded rod M8 x 1m SS	M8/1000	10	455480
Swivel pendant supports			
Swivel pendant support for ceiling-suspended installations with a U-profile and pendant brackets. Four bolts are required for fixing of the U-profile. Material: Steel (hot-dip galvanised).			
Swivel pendant support HDG	116/150/60	4	4552410
U-profiles			
U-profile. For ceiling-suspended installations with swivel support and pendant brackets. Material: Steel (hot-dip galvanised).			
U -profile HDG	30/55/1000	4m	4552420
Pendant brackets (hot-dip galvanised)			
Pendant bracket from 100 to 600mm width. To be used in combination with U-profile (4552420) and swivel pendant support (4552410) for ceiling-suspended installations. Four bolts (4572110) are required to fix the bracket to the U-profile. Mesh tray fixed to the bracket by bolted fixings (4562120). Material: Steel (hot-dip galvanised).			
Pendant bracket 100 HDG	87/50/160	10	4552910
Pendant bracket 150 HDG	87/50/210	10	4552915
Pendant bracket 200 HDG	87/50/260	10	4552920
Pendant bracket 300 HDG	94/50/360	10	4552930
Pendant bracket 400 HDG	100/50/460	4	4552940
Pendant bracket 500 HDG	110/50/560	4	4552950
Pendant bracket 600 HDG	110/50/660	4	4552960





Floor Support

Type	Dimensions A/B/C (mm)	Qty per package	Cat. No.
------	--------------------------	--------------------	----------

Insulating support

Insulating support for floor installations. Suitable for all mesh trays except 60 x 60mm. The mesh tray is fixed by clipping wires into the support. Maximum recommended span between supports: 1m.

Material: PA 6.6 (colour: Black).

Insulating floor support	45/44.5/85	20	4571700
--------------------------	------------	----	---------

Floor-mounted brackets (hot-dip galvanised)

Bracket for floor-mounted installations in raised floors. The bracket is used as a raiser. Mesh tray fixed to the bracket by bolted fixings (4562120).

Material: Steel (hot-dip galvanised).

Vertical/suspended/floor bracket 100 HDG	38/50/185	10	4552310
Vertical/suspended/floor bracket 150 HDG	38/50/235	10	4552315
Vertical/suspended/floor bracket 200 HDG	38/50/285	10	4552320
Vertical/suspended/floor bracket 300 HDG	38/50/385	10	4552330
Vertical/suspended/floor bracket 400 HDG	38/50/485	5	4552340
Vertical/suspended/floor bracket 500 HDG	38/50/585	5	4552350
Vertical/suspended/floor bracket 600 HDG	38/50/685	5	4552360



Fixing Accessories

Locking clip

Locking clip for fast-fixing of the transversal wires of a mesh tray, once it has been cut to form flat bends.

Material: Spring steel (lamellar zinc).

Locking clip for flat bend LZ	6/18/21	50	4532900
-------------------------------	---------	----	---------

Profile fast-fixings

Fast-fixing intended to fix mesh trays to profiles 21 x 41 and 41 x 41. Specific design for 60 x 60mm mesh tray. Direct clip-in. No tools required, screw-less. Suitable only for horizontal installations.

Material: Spring steel (lamellar zinc).

Profile fast-fixing LZ	29/51/19	50	4532300
Profile fast-fixing 6060 LZ	54/68/34	25	4532100

Fixings

Fixing device for fixing of the mesh trays to brackets.

Material: Steel (hot-dip galvanised).

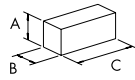
Fixing HDG	23.5/23.5	50	4562120
------------	-----------	----	---------



For fire resistant installations with 90 minutes withstand, use the products marked in orange.

Performa Mesh Tray

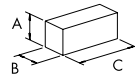
Hot-Dip Galvanised Mesh Tray and Accessories



Fixing Accessories

Type	Dimensions A/B/C (mm)	Qty per package	Cat. No.
Bolts			
Bolt for the fixing of swivel supports and pendant brackets to U-profile, as well as fast-fix suspended brackets back to back, if required. Material: Steel (stainless or lamellar zinc).			
Bolt M6 x 12 SS	23.5/13.5	50	4725912
Bolt M6 x 20 SS	23.5/13.5	50	4575110
Bolt M8 x 20 SS	23.5/13.5	50	4326605
Bolt M6 x 12 LZ	15.5/13.5	50	4722912
Bolt M6 x 20 LZ	23.5/13.5	50	4572110
Pin-bolt for fast-fixing of pendant bracket to U-profile and of U-profile to swivel support.			
Pin-bolt M6 x 70 SS	M6/70	10	4575115
Reinforced spring-nuts SS	37.5/20/35	10	MDESZ10
Cover fixing			
Cover fixing for mesh trays, for extra fixing of the cover if required (optional). Suitable for all sizes from 60 to 600mm. Direct clip-in. Screw-less. Material: Spring steel (lamellar zinc).			
Mesh tray cover fixing LZ	18/15/32	50	4532800





Other Accessories

Type	Dimensions A/B/C (mm)	Qty per package	Cat. No.
Cable drop-out			
Cable drop-out to be directly clipped-in on all sizes of mesh tray except 60 x 60mm. Fixed by folding a flap at the bottom with a screw-driver. Screw-less. Material: Steel (lamellar zinc).			
Cable drop-out LZ	50/40/110	10	4532700
Earthing clamp			
Earthing clamp for Earthing of the installation to comply with safety requirements. Fixed to the wires on the side of the mesh trays. Admits cables from 16 to 70mm ² . Material: Brass (electrolytical nickel coating).			
Earthing clamp EZ	85/107/24	10	4571310
Marking			
ID-label, blank, suitable for all cable trays. Can be placed on the side or at the bottom of the tray for identification. Material: PC/ABS (colour: White).			
ID-label	30/100	25	4551485
Cutting tool			
Bolt cropper for cutting and forming of accessories from straight elements. Suitable for all sizes and finishes.			
Bolt cropper		1	4580110



Performa Mesh Tray

Stainless Steel Mesh Tray and Accessories



Introduction

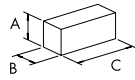
The stainless steel Performa Mesh Tray is ideal for harbours, marines and water treatment. It is highly suitable to be used in an environment that is exposed to halogen, chemical industries, acid and alkaline. Stainless steel AISI 304 (EN 10088-2) offers a high resistance to aggressive atmospheres. The pickling and passivation processes taking place after manufacturing improve the degree of protection of the steel.

Features and Benefits

- Patented double transversal wire design provides higher mechanical resistance, outstanding working load and eliminates the risk of hand injuries.
- Easy to make angles on-site. Simply cut, bend and use the fast-fix locking clips.
- Open structure ensures good ventilation and prevents overheating of cables.
- Complete range of screw-less accessories – no tools required.
- 18 sizes for any cable capacity – widths: 60mm to 600mm, heights: 35mm, 70mm and 105mm.

Performa Mesh Tray

Stainless Steel Mesh Tray and Accessories



Mesh Trays (Stainless Steel)

Type	Dimensions A/B/C (mm)	Qty per package	Cat. No.
Mesh trays (stainless steel)			
Mesh cable tray, length 3m. Plastic ID label with Schneider logo, part number, CE-mark and size attached to one side. Material: Stainless steel.			
Mesh tray 35 x 100 SS	35/100/3000	24m	4515110
Mesh tray 35 x 150 SS	35/150/3000	12m	4515115
Mesh tray 35 x 200 SS	35/200/3000	12m	4515120
Mesh tray 35 x 300 SS	35/300/3000	12m	4515130
Mesh tray 60 x 60 SS	60/60/3000	24m	4515206
Mesh tray 70 x 100 SS	70/100/3000	12m	4515210
Mesh tray 70 x 150 SS	70/150/3000	12m	4515215
Mesh tray 70 x 200 SS	70/200/3000	6m	4515220
Mesh tray 70 x 300 SS	70/300/3000	6m	4515230
Mesh tray 70 x 400 SS	70/400/3000	6m	4515240
Mesh tray 70 x 500 SS	70/500/3000	6m	4515250
Mesh tray 70 x 600 SS	70/600/3000	6m	4515260
Mesh tray 105 x 200 SS	105/200/3000	6m	4515320
Mesh tray 105 x 300 SS	105/300/3000	6m	4515330
Mesh tray 105 x 400 SS	105/400/3000	6m	4515340
Mesh tray 105 x 500 SS	105/500/3000	6m	4515350
Mesh tray 105 x 600 SS	105/600/3000	6m	4515360



Dividers

Fast-fix dividers

Fast-fix divider, length 3m, for 35, 70 and 105mm high mesh trays. Fixed to the mesh tray by pulling the flaps at the bottom of the divider into the transversal wires. Can be fixed at any position on the mesh tray. Screw-less.
Material: Stainless steel.

Fast-fix divider 35 SS	27/16/3000	24m	4575510
Fast-fix divider 70 SS	57/16/3000	24m	4575520
Fast-fix divider 105 SS	76/16/3000	24m	4575530



Covers

Covers for mesh trays (stainless steel)

Mesh tray cover, length 2m. To be fixed to the mesh tray by folding the pre-formed flaps, located on every 500mm on both sides of the cover.
Material: Stainless steel.

Mesh tray cover 60 SS	20/60/2000	4 pce	4545106
Mesh tray cover 100 SS	20/100/2000	2 pce	4545110
Mesh tray cover 150 SS	20/150/2000	2 pce	4545115
Mesh tray cover 200 SS	20/200/2000	2 pce	4545120
Mesh tray cover 300 SS	20/300/2000	2 pce	4545130
Mesh tray cover 400 SS	20/400/2000	2 pce	4545140
Mesh tray cover 500 SS	20/500/2000	2 pce	4545150
Mesh tray cover 600 SS	20/600/2000	2 pce	4545160

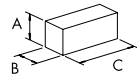


Cover fixing

Cover fixing for mesh trays, for extra fixing of the cover if required (optional). Suitable for all sizes from 60 to 600mm. Direct clip-in. Screw-less.
Material: Spring steel (lamellar zinc).

Mesh tray cover fixing LZ	18/15/32	50	4532800
---------------------------	----------	----	---------





Couplers

Type	Dimensions A/B/C (mm)	Qty per package	Cat. No.
------	-----------------------	-----------------	----------

Fast coupler

Fast coupler for the coupling of straight elements for 35mm (2 pcs), 70mm (2 pcs) and 105mm (4 pcs) heights.

Material: Spring steel (lamellar zinc).

Fast coupler 70 + 105 LZ	10/30/86	30	4532200
Fast coupler 35 LZ	12/25/61	30	4532135

Red tab rapid coupler

Rapid coupler 35 BC	22/141.1	10	4566170
Rapid coupler 70 + 105 BC	30/141.1	10	4566180

Couplers with bolt

Bolted coupler for straight elements on both sides of the mesh tray and as central coupler when required. Also used to form accessories from straight elements. Kit including upper and lower coupler, bolt and nut.

Material: Stainless steel.

Coupler SS	27/23.5/27	50	4565110
------------	------------	----	---------

Side-bolted coupler for the coupling of straight elements. 70 + 105 also suitable for 60 x 60mm mesh tray. Including plate, nut and bolt.

Material: Stainless steel.

Side coupler 35 SS	32/-/80	25	4565200
Side coupler 70 + 105 SS	46/-/80	25	4565205

Joint

Extendable joint for coupling of elements with a distance between them of up to 300mm. Each unit is supplied with two bolted couplers.

Material: Stainless steel.

Extendable Joint SS	1/17/300	10	4565150
---------------------	----------	----	---------

Wall Support

Vertically mounted brackets (stainless steel)

Horizontal bracket for wall-mounted horizontal installations. From 100 to 600mm width. Mesh tray to be fixed to the bracket by bolted fixings (4565120).

Material: Stainless steel.

Horizontal bracket 100 SS	82/42/144	10	4555110
Horizontal bracket 150 SS	82/42/194	10	4555115
Horizontal bracket 200 SS	82/42/244	10	4555120
Horizontal bracket 300 SS	82/42/344	10	4555130
Horizontal bracket 400 SS	130/42/444	5	4555140
Horizontal bracket 500 SS	130/42/544	5	4555150
Horizontal bracket 600 SS	130/42/644	5	4555160

Horizontal brackets (stainless steel)

Bracket for vertical wall-mounted installations. Mesh tray to be fixed to bracket using bolted fixings (4565120). From 100 to 600mm width.

Material: Stainless steel.

Vertical/suspended/floor bracket 100 SS	38/50/185	10	4555310
Vertical/suspended/floor bracket 150 SS	38/50/235	10	4555315
Vertical/suspended/floor bracket 200 SS	38/50/285	10	4555320
Vertical/suspended/floor bracket 300 SS	38/50/385	10	4555330
Vertical/suspended/floor bracket 400 SS	38/50/485	5	4555340
Vertical/suspended/floor bracket 500 SS	38/50/585	5	4555350
Vertical/suspended/floor bracket 600 SS	38/50/685	5	4555360

Wall-mounted bracket for 60 x 60

Clip-on bracket to be used as horizontal wall bracket for 60 x 60mm mesh trays.

Material: Stainless steel.

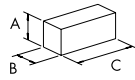
Support for box + bracket SS	20/72/92	10	4575120
------------------------------	----------	----	---------



For fire resistant installations with 90 minutes withstand, use the products marked in orange.

Performa Mesh Tray

Stainless Steel Mesh Tray and Accessories



Wall Support

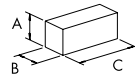
Type	Dimensions A/B/C (mm)	Qty per package	Cat. No.
U-profiles			
U-profile. Fixed to the wall for wall-mounted installations. To be used with pendant brackets. Material: Stainless steel.			
U-profile SS	30/55/1000	4m	4555420
Pendant brackets (stainless steel)			
Pendant bracket from 100 to 600mm width. To be used in combination with U-profile (4555420) for wall-mounted installations. Four bolts (4575110) are required to fix the bracket to the U-profile. Mesh tray fixed to the bracket by bolted fixings (4565120). Material: Stainless steel.			
Pendant bracket 100 SS	87/50/160	10	4555910
Pendant bracket 150 SS	87/50/210	10	4555915
Pendant bracket 200 SS	87/50/260	10	4555920
Pendant bracket 300 SS	94/50/360	10	4555930
Pendant bracket 400 SS	100/50/460	4	4555940
Pendant bracket 500 SS	110/50/560	4	4555950
Pendant bracket 600 SS	110/50/660	4	4555960



Ceiling Support


Suspended brackets (stainless steel)			
Suspension bracket for ceiling-suspended installations with threaded rods. From 100 to 600mm width. Mesh tray fixed to the bracket by bolted fixings (4565120). Material: Stainless steel.			
Vertical/suspended/floor bracket 100 SS	38/50/185	10	4555310
Vertical/suspended/floor bracket 150 SS	38/50/235	10	4555315
Vertical/suspended/floor bracket 200 SS	38/50/285	10	4555320
Vertical/suspended/floor bracket 300 SS	38/50/385	10	4555330
Vertical/suspended/floor bracket 400 SS	38/50/485	5	4555340
Vertical/suspended/floor bracket 500 SS	38/50/585	5	4555350
Vertical/suspended/floor bracket 600 SS	38/50/685	5	4555360
Suspension supports			
Central suspension support for ceiling-suspended installations with threaded rods. Hole Ø 8.5mm. Recommended for mesh trays up to 300mm width. Not suitable for 60 x 60, 35 x 150 and 70 x 150mm mesh trays. Material: Stainless steel.			
Central suspension support SS	4/40/60	30	4555430
Fast-fix hanger			
Fast-fix hanger for 35mm high mesh trays. For ceiling-suspended installations with threaded rods. Direct clip-in on one side of the mesh tray. No tools required, screw-less. Material: Spring steel (lamellar zinc).			
Fast-fix hanger 35 LZ	37/29/54	20	4532400
Side suspension brackets			
Clip-on bracket to be used for ceiling-suspended installations of 60, 70 and 105mm high mesh trays with threaded rods. Material: Stainless steel.			
Support for box + bracket SS	20/72/92	10	4575120
Support for box + bracket, double, SS	20/100/182	5	4575130
C-shape supports			
C-shape support for ceiling-suspended installation. To be used together with threaded rods. Material: Stainless steel.			
C-shape support SS	70/39/36	10	4555440





Ceiling Support

Type	Dimensions A/B/C (mm)	Qty per package	Cat. No.
L-shape supports			
L-shape support for suspended installations with threaded rods. Material: Stainless steel.			
L-shape support SS	104/39/36	10	4555450
Threaded rods			
Threaded rod for ceiling-suspended installations, used with suspension support and brackets. Supplied with nuts and washers. Material: Stainless steel.			
Threaded rod M8 x 0.5m SS	M8/500	10	4555470
Threaded rod M8 x 1m SS	M8/1000	10	4555480
Swivel pendant supports			
Swivel pendant support for ceiling-suspended installations with a U-profile and pendant brackets. Four bolts are required for fixing of the U-profile. Material: Stainless steel.			
Swivel pendant support SS	116/150/60	4	4555410
U-profiles			
U-profile. For ceiling-suspended installations with swivel support and pendant brackets. Material: Stainless steel.			
U-profile SS	30/55/1000	4m	4555420
Pendant brackets (stainless steel)			
Pendant bracket from 100 to 600mm width. To be used in combination with U-profile (4555420) and swivel pendant support (4555410) for ceiling-suspended installations. Four bolts (4575110) are required to fix the bracket to the U-profile. Mesh tray fixed to the bracket by bolted fixings (4565120). Material: Stainless steel.			
Pendant bracket 100 SS	87/50/160	10	4555910
Pendant bracket 150 SS	87/50/210	10	4555915
Pendant bracket 200 SS	87/50/260	10	4555920
Pendant bracket 300 SS	94/50/360	10	4555930
Pendant bracket 400 SS	100/50/460	4	4555940
Pendant bracket 500 SS	110/50/560	4	4555950
Pendant bracket 600 SS	110/50/660	4	4555960



Floor Support

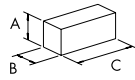
Insulating support			
Insulating support for floor installations. Suitable for all mesh trays except 60 x 60mm. The mesh tray is fixed by clipping wires into the support. Maximum recommended span between supports: 1m. Material: PA 6.6 (colour: Black).			
Insulating floor support	45/44.5/85	20	4571700
Floor-mounted brackets (stainless steel)			
Bracket for floor-mounted installations in raised floors. The bracket is used as a raiser. Mesh tray fixed to the bracket by bolted fixings (4565120). Material: Stainless steel.			
Vertical/suspended/floor bracket 100 SS	38/50/185	10	4555310
Vertical/suspended/floor bracket 150 SS	38/50/235	10	4555315
Vertical/suspended/floor bracket 200 SS	38/50/285	10	4555320
Vertical/suspended/floor bracket 300 SS	38/50/385	10	4555330
Vertical/suspended/floor bracket 400 SS	38/50/485	5	4555340
Vertical/suspended/floor bracket 500 SS	38/50/585	5	4555350
Vertical/suspended/floor bracket 600 SS	38/50/685	5	4555360



For fire resistant installations with 90 minutes withstand, use the products marked in orange.

Performa Mesh Tray

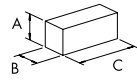
Stainless Steel Mesh Tray and Accessories



Fixing Accessories

Type	Dimensions A/B/C (mm)	Qty per package	Cat. No.
Locking clip			
Locking clip for fast-fixing of the transversal wires of a mesh tray, once it has been cut to form flat bends. Material: Spring steel (lamellar zinc).			
Locking clip for flat bend LZ	6/18/21	50	4532900
Profile fast-fixings			
Fast-fixing intended to fix mesh trays to profiles 21x41 and 41x41. Specific design for 60x60mm mesh tray. Direct clip-in. No tools required, screw-less. Suitable only for horizontal installations. Material: Spring steel (lamellar zinc).			
Profile fast-fixing LZ	29/51/19	50	4532300
Profile fast-fixing 6060 LZ	54/68/34	25	4532100
Fixings			
Fixing device for fixing of the mesh trays to brackets. Material: Stainless steel.			
Fixing SS	23.5/23.5	50	4565120
Bolts			
Bolt for the fixing of swivel supports and pendant brackets to U-profile, as well as fast-fix suspended brackets back to back, if required. Material: Steel (stainless or lamellar zinc).			
Bolt M6 x 12 SS	23.5/13.5	50	4725912
Bolt M6 x 20 SS	23.5/13.5	50	4575110
Bolt M8 x 20 SS	23.5/13.5	50	4326605
Pin-bolt for fast-fixing of pendant bracket to U-profile and of U-profile to swivel support. Material: Stainless steel.			
Pin-bolt M6 x 70 SS	M6/70	10	4575115
Cover fixing			
Cover fixing for mesh trays, for extra fixing of the cover if required (optional). Suitable for all sizes from 60 to 600mm. Direct clip-in. Screw-less. Material: Spring steel (lamellar zinc).			
Mesh tray cover fixing LZ	18/15/32	50	4532800
Supports for derivation box			
Clip-on bracket to be used for fixing of a derivation box in 60, 70 and 105mm high mesh trays. Material: Stainless steel.			
Support for box + bracket SS	20/72/92	10	4575120
Support for box + bracket, double, SS	20/100/182	5	4575130





Other Accessories

Type	Dimensions A/B/C (mm)	Qty per package	Cat. No.
Cable drop-out			
Cable drop-out to be directly clipped-in on all sizes of mesh tray except 60 x 60mm. Fixed by folding a flap at the bottom with a screw-driver. Screw-less. Material: Steel (lamellar zinc).			
Cable drop-out LZ	50/40/110	10	4532700
Earthing clamp			
Earthing clamp for Earthing of the installation to comply with safety requirements. Fixed to the wires on the side of the mesh trays. Admits cables from 16 to 70mm ² . Material: Brass (electrolytical nickel coating).			
Earthing clamp EZ	85/107/24	10	4571310
Marking			
ID-label, blank, suitable for all cable trays. Can be placed on the side or at the bottom of the tray for identification. Material: PC/ABS (colour: White).			
ID-label	30/100	25	4551485
Cutting tool			
Bolt cropper for cutting and forming of accessories from straight elements. Suitable for all sizes and finishes.			
Bolt cropper		1	4580110



Performa Mesh Tray

Technical Information

Technical and Material Data

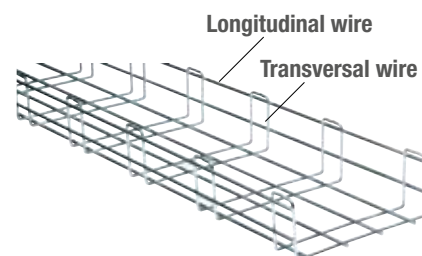
Steel wire	Specification:	C4D: EN 10016-2-3 C7D: EN 10016-2-3 AISI 304 (Stainless Steel): EN 10088-2
	Density:	7.85kg/m ³
	Surface treatment:	Electro-zinc (>8µm): EN 12329-1 Hot-dip galvanised (>70µm): ENISO 1461 Passivated (stainless steel)
Steel sheet	Specification:	Dx51D+Z275 MA-C Dx51D+ZM175 MA-C
	Density:	7.85kg/m ³
	Surface treatment:	Electro-zinc (>8µm): EN 12329-1 Hot-dip galvanised (>70µm): ENISO 1461 Passivated (stainless steel)
Resistance to impact:	IK-10 (EN 50102)	
Temperature range:	From -40°C to 120°C	
Fire resistance:	90 minutes withstand (DIN 4102-12), relevant products marked in an orange tone in the range tables	
Standards:	The products comply with the standards: <ul style="list-style-type: none"> • IEC 61537 <ul style="list-style-type: none"> - Loading and Deflection - Electrical Continuity Across Couplers - System with Electrical Continuity • IEC 60068-2-75 (Resistance to Impact) • EN ISO 9227 (Salt Spray Test) 	

Detailed Dimensions

Mesh tray size		Longitudinal wire Ø (mm)	Transversal wire Ø (mm)
Height x width (mm)	Length (mm)		
35 x 100	3000	4.4	3.9
35 x 150	3000	4.4	3.9
35 x 200	3000	4.4	3.9
35 x 300	3000	4.4	3.9
60x60	3000	4.4	3.9
70 x 100	3000	4.4	3.9
70 x 150	3000	4.4	3.9
70 x 200	3000	4.9	3.9
70 x 300(*)	3000	4.9	3.9
70 x 400(*)	3000	4.9	3.9
70 x 500(*)	3000	4.9	3.9
70 x 600(*)	3000	4.9	3.9
105 x 200(*)	3000	4.9	3.9
105 x 300(*)	3000	4.9	3.9
105 x 400(*)	3000	4.9	3.9
105 x 500(*)	3000	4.9	3.9
105 x 600(*)	3000	4.9	3.9

Note:

(*) The longitudinal wire Ø for the stainless steel range is 4.4mm.



Cable Capacity*

Mesh tray size	Height (mm)	Width (mm)	Cross section mm ²
35 x 100	35	100	2688
35 x 150	35	150	4288
35 x 200	35	200	5888
35 x 300	35	300	9088
60 x 60	60	60	2666
70 x 100	70	100	5268
70 x 150	70	150	9112
70 x 200	70	200	12328
70 x 300(*)	70	300	19028
70 x 400(*)	70	400	25728
70 x 500(*)	70	500	32428
70 x 600(*)	70	600	39128
105 x 200(*)	105	200	18768
105 x 300(*)	105	300	28968
105 x 400(*)	105	400	39168
105 x 500(*)	105	500	49368
105 x 600(*)	105	600	59568

Note:

* Unless it is stated in the country's regulations, we suggest the following orientative values to determine the cable tray to install:

- Fill factor value to apply to the cross-sectional area of the cables: 80% for power cables, 40% for data cables.
- Enlargement factor: 30%.

Cable fill must not exceed the depth of the side rail of the cable tray. In case of doubt, please contact Schneider Electric.

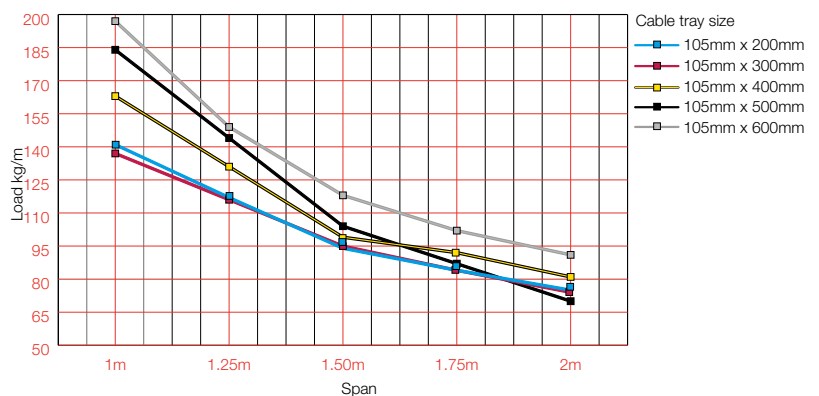
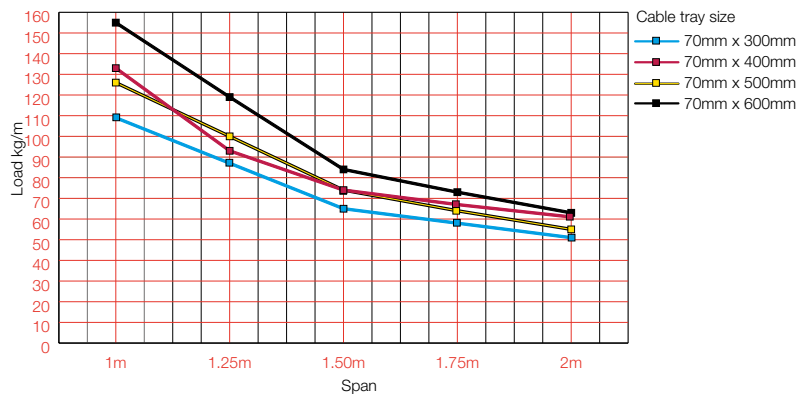
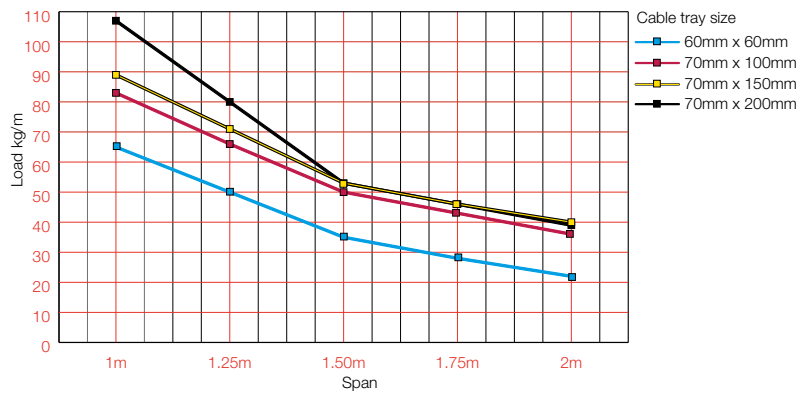
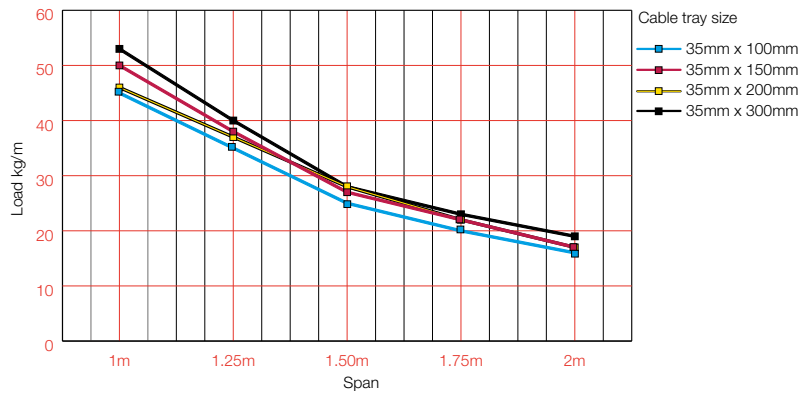
Performa Mesh Tray

Technical Information

Safe Working-Load

The safe working-load is calculated according to the Standard IEC 61537. See diagrams right.

- The load is uniformly distributed along the mesh trays.
- The kind and number of couplers used are the ones detailed in the chart "Recommended Couplers" (pg. 51).
- The maximum distance between couplers and brackets is 1/5 of the span between brackets.
- The safety working-load value is given when: – the longitudinal deflection is $\leq 1\%$ of the span between brackets – the transversal deflection is $\leq 5\%$ of the width of the mesh tray.





Admissible Working-Load on Brackets





The safe working-load is calculated according to the Standard IEC 61537.
See tables below.

- The load is uniformly distributed along the bracket.
- The safety working-load value is given when the deflection is $\leq 5\%$ of the width of the bracket.

Horizontal wall solutions

	Ref. No.	Load kg*		Ref. No.	Load kg*
	45xx110	324		45xx110	324
	45xx115	306		45xx115	306
	45xx120	273		45xx120	273
	45xx130	214		45xx130	214
	45xx140	191		45xx140	191
	45xx150	178		45xx150	178
	45xx160	154		45xx160	154
	45xx210	418		45xx310	198
	45xx215	428		45xx315	121
	45xx220	345		45xx320	100
	45xx230	331		45xx330	78
	45xx240	315			
	45xx250	250			
	45xx260	190			

Ceiling-suspended solutions

	45xx310	51		45xx620	505
	45xx315	52		45xx630	481
	45xx320	59		45xx640	515
	45xx330	62		45xx650	442
	45xx340	56		45xx660	460
	45xx350	42			
	45xx360	35			
	45xx410	264		45xx410 + 45xx420 + 45xx910	90
	45xx415	154		45xx410 + 45xx420 + 45xx915	85
	45xx420	107		45xx410 + 45xx420 + 45xx920	80
	45xx430	85		45xx410 + 45xx420 + 45xx930	70
				45xx410 + 45xx420 + 45xx940	60
				45xx410 + 45xx420 + 45xx950	50
				45xx410 + 45xx420 + 45xx960	40

Note:

*These values refer to all the surface treatments available for each bracket.

Performa Mesh Tray


Technical Information

Admissible Working-Load on Brackets

The safe working-load is calculated according to the standard IEC 61537. See tables below.

- The load is uniformly distributed along the bracket.
- The safety working-load value is given when the deflection is $\leq 5\%$ of the width of the bracket.

Ceiling-suspended solutions

	Ref. No.	Load kg*	Load kg* double ¹⁾
 Fast-fix suspended bracket	45xx510	127	–
	45xx520	138	–
	45xx530	98	–
	45xx540	70	250
	45xx550	60	230
	45xx560	49	170
	45xx570	–	140
	45xx580	–	140 ²⁾
	45xx590	–	140 ²⁾


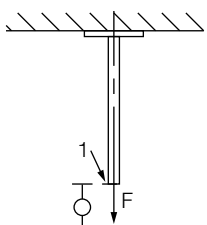



Note:

¹⁾ Two brackets back-to-back, fixed together with bolts.





²⁾ Per metre, with a maximum distance between two threaded rods of 950mm. The threaded rods must be placed all along the bracket.

* These values refer to all the surface treatments available for each bracket.

Resistance to Traction

		Resistance to traction (kg)	
	1 U-profile + 1 pendant bracket	1000	
	1 L-shape support	362	
	1 C-shape support	400	
	1 Threaded rod M6-M8	100	
			According to the Standard IEC 61537 1: Measuring point for the deformation F: Strength

Recommended Couplers

Mesh tray size (mm)	Options for side-coupling (the quantity equals the sum of both sides)			Couplers used as central couplers
	Side couplers	Couplers	Fast couplers	
				
35 x 100				Not required
35 x 150	2	2	2	1
35 x 200				1
35 x 300				2
60 x 60	2	2	2	Not required
70 x 100				Not required
70 x 150	2	2	2	1
70 x 200				1
70 x 300				2
70 x 400	2	4	2	2
70 x 500				3
70 x 600				3
105 x 200				1
105 x 300				2
105 x 400	2	4	4	2
105 x 500				3
105 x 600				3

Recommended Fixings for Brackets

Width of mesh tray (mm)	No. of fixings for all kinds of brackets	
60	1	Profile fast-fixings, fixings 
100	1	
150	2	
200	2	
300	3	
400	4	
500	4	
600	4	

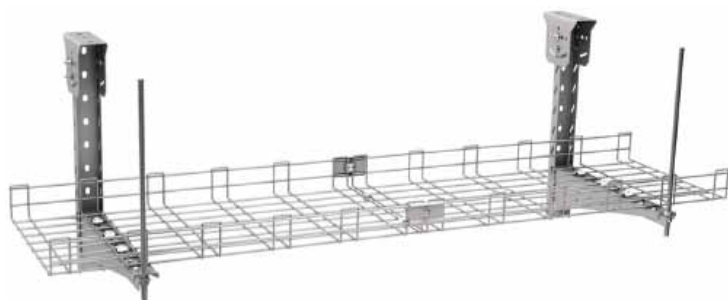
Performa Mesh Tray

Technical Information

Fire-Test Installation (Ceiling)

30 and 90 minutes withstand

Swivel pendants, U-profiles, pendant brackets, 200-400mm



Test conditions

30 and 90 minutes withstand


Load 10kg/m

Support distance 1.2m

Mesh tray 70mm x 200mm EZ	4511220
Mesh tray 70mm x 300mm EZ	4511230
Mesh tray 70mm x 400mm EZ	4511240
Coupler EZ	4561110
Side coupler 70 +105 EZ	4561205
Swivel pendant support PG	4551410
U-profile PG	4551420
Pendant bracket 200 PG	4551920
Pendant bracket 300 PG	4551930
Pendant bracket 400 PG	4551940
Support extension M10	4551992
Fixing EZ	4561120
Bolt M6x20 EZ	4571110



Swivel pendants, U-profiles, horizontal brackets Ω, 200mm



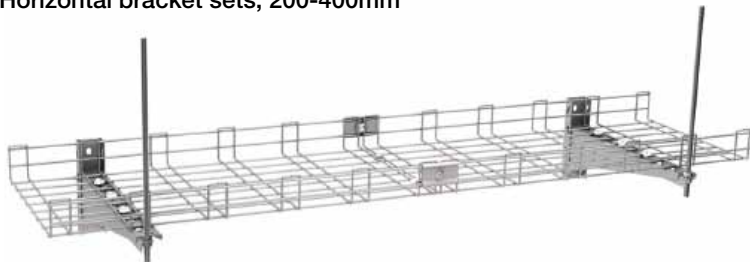
Mesh tray 70mm x 200mm EZ	4511220
Coupler EZ	4561110
Side coupler 70 +105 EZ	561205
Swivel pendant support PG	4551410
U-profile PG	4551420
Horizontal bracket Ω 300 PG	4550330
Fixing EZ	4561120
Bolt M6 x 20 EZ	4571110



Fire-Test Installation (Wall)

30 and 90 minutes withstand

Horizontal bracket sets, 200-400mm



Test conditions

30 and 90 minutes withstand

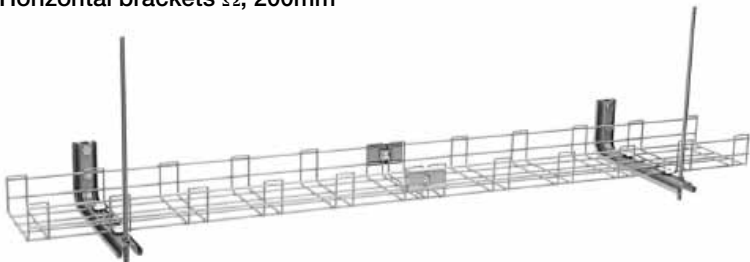
Load 10kg/m

Support distance 1.2m

Mesh tray 70mm x 200mm EZ	4511220
Mesh tray 70mm x 300mm EZ	4511230
Mesh tray 70mm x 400mm EZ	4511240
Coupler EZ	4561110
Side coupler 70 + 105 EZ	4561205
Horizontal bracket set 200 PG	4551220
Horizontal bracket set 300 PG	4551230
Horizontal bracket set 400 PG	4551240
Support extension M10	4551992
Fixing EZ	4561120
Bolt M6 x 20 EZ	4571110



Horizontal brackets Ω , 200mm



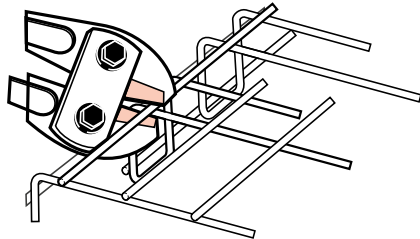
Mesh tray 70mm x 200mm EZ	4511220
Coupler EZ	4561110
Side coupler 70 + 105 EZ	4561205
Horizontal bracket Ω 300 PG	4550330
Fixing EZ	4561120
Bolt M6 x 20 EZ	4571110



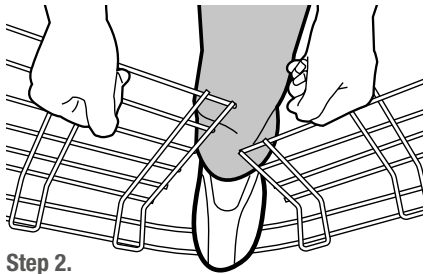
Performa Mesh Tray

Technical Information

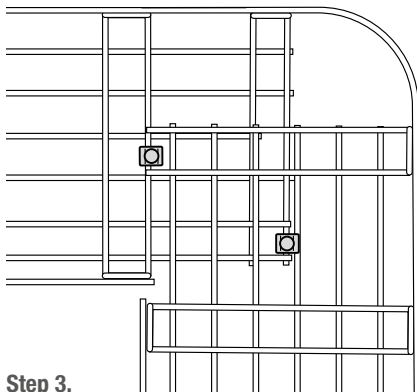
Instructions for Making Accessories



Step 1.

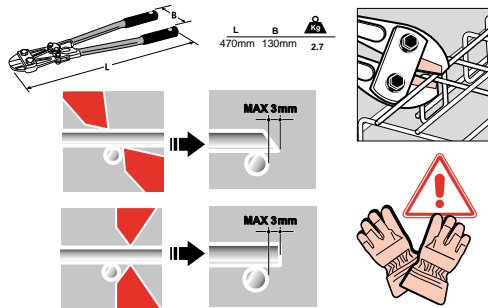


Step 2.

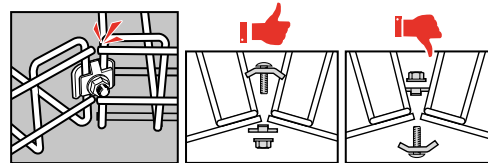
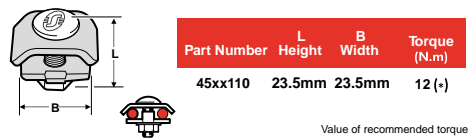


Step 3.

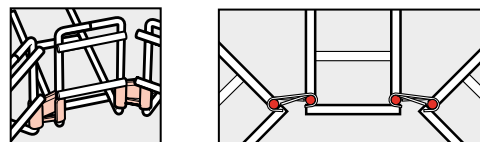
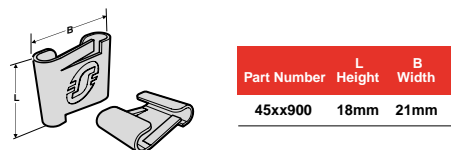
How to Cut the Mesh Trays



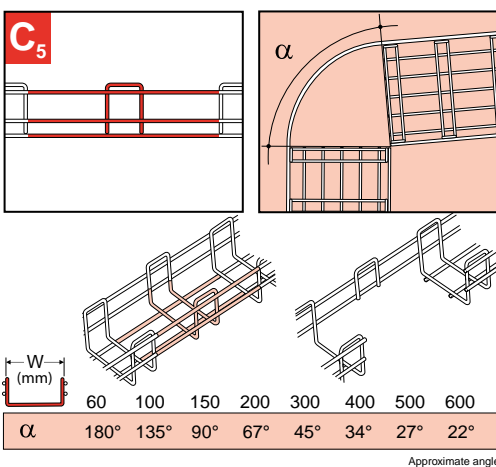
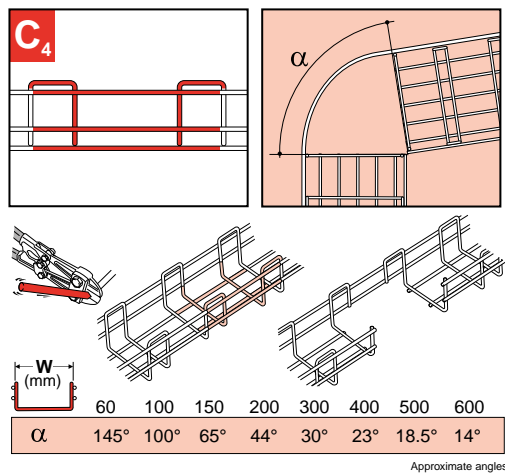
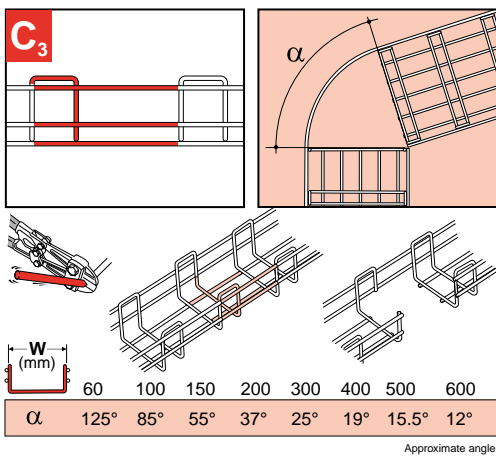
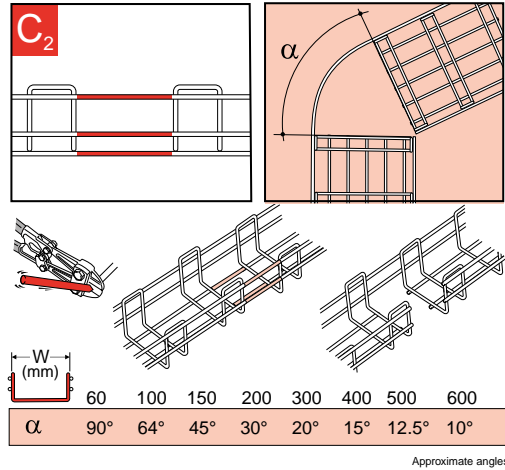
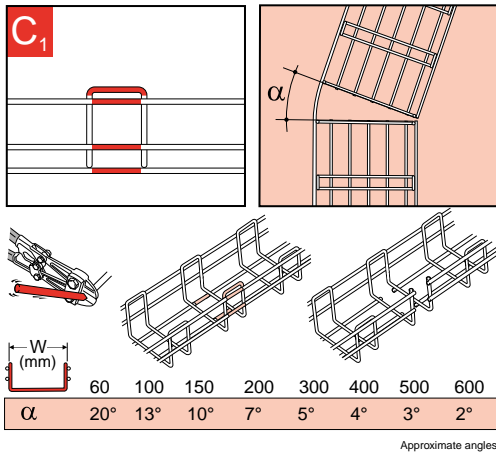
Coupling of all Elements



Fast-Fixing of Large Radius Flat Bends



How to Cut to Obtain Different Kinds of Angles



Practical Application of the Various Cuts

How to obtain the same angle with different bending radii function of numbers of cuts.

Example:

For a mesh tray width of $W = 300\text{mm}$, I wish to realise an angle of 60°

OPTION 1: 3 cuts ($20^\circ + 20^\circ + 20^\circ$)

OPTION 2: 2 cuts ($30^\circ + 30^\circ$)



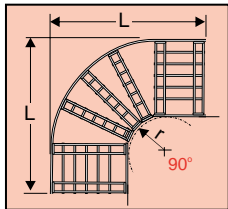
These examples can apply for any width of mesh trays

	W (mm)							
Corte	60	100	150	200	300	400	500	600
C ₁	20°	13°	10°	7°	5°	4°	3°	2°
C ₂	90°	64°	45°	30°	20°	15°	12.5°	10°
C ₃	125°	85°	55°	37°	25°	19°	15.5°	12°
C ₄	145°	100°	65°	44°	30°	23°	18.5°	14°
C ₅	180°	135°	90°	67°	45°	34°	27°	22°

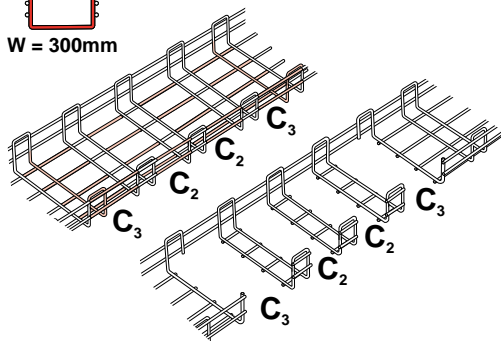
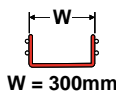
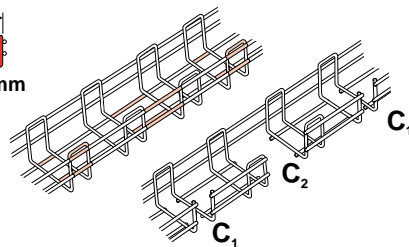
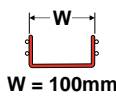
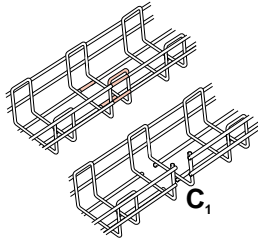
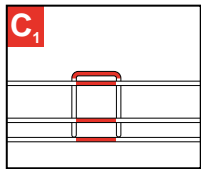
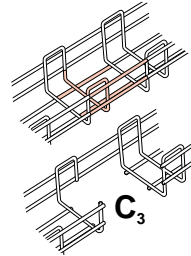
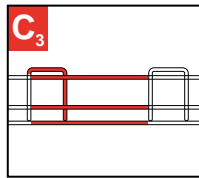
Performa Mesh Tray

Technical Information

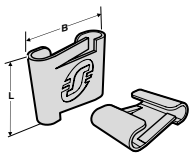
Large Radius Flat Bends



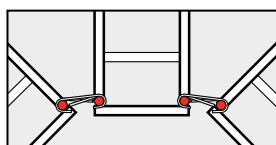
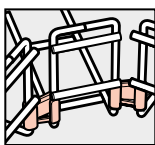
W (mm)	60	100	150	200	300	400	500	600
C ₁	x4	x2						
C ₂		x1	x2	x3	x2	x6	x8	x9
C ₃					x2			
r	255	200	50	75	110	175	225	260
L	450	450	210	310	550	600	760	900
Necessary length	780	780	335	480	930	930	1225	1370



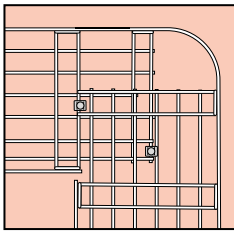
Coupling of Large Radius Bends



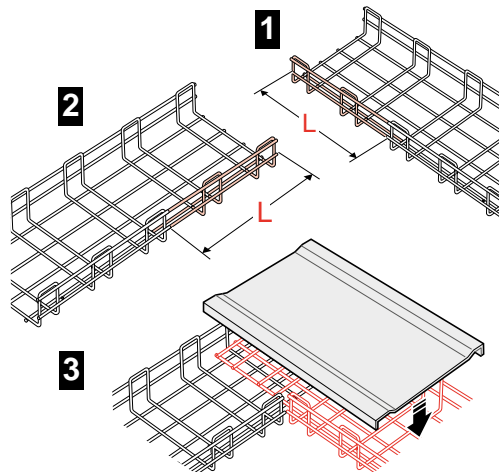
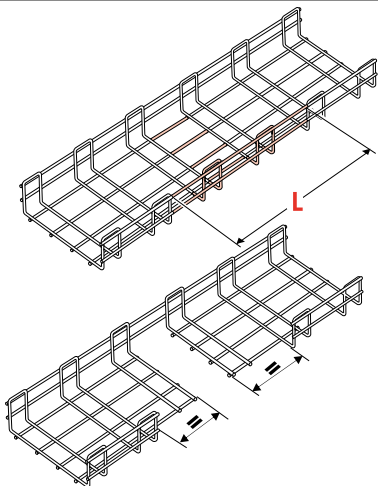
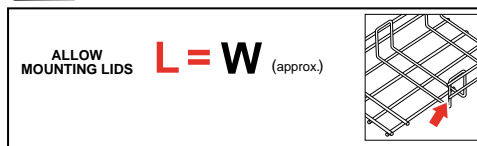
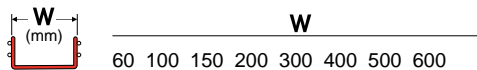
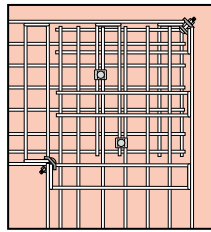

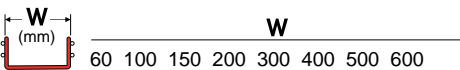
Part number	L	B
	Height	Width
45x900	18mm	21mm



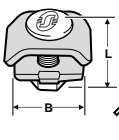
Right Angle Flat Bends



ALLOW
MOUNTING LIDS

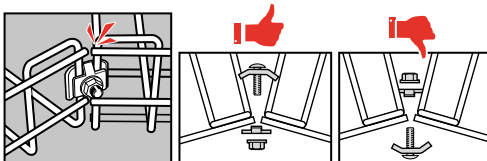


Coupling of Right Angle Flat Bends



Part Number	L Height	B Width	Torque (N.m)
45xx110	23.5mm	23.5mm	12 (+)

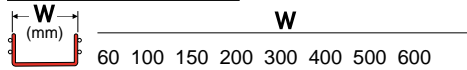
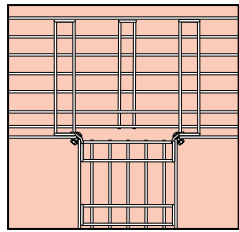
Value of recommended torque



Performa Mesh Tray

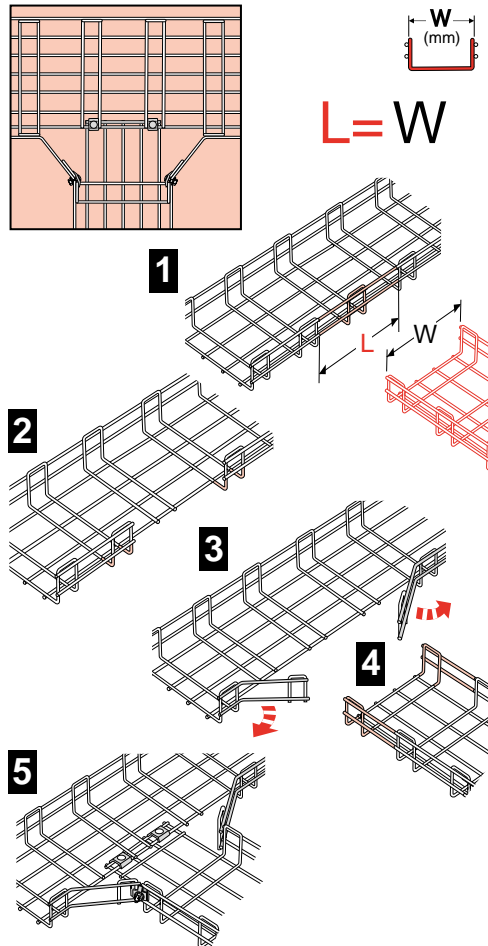
Technical Information

T-Junction (90° Radius)

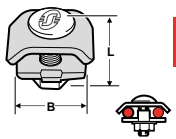


ALLOW MOUNTING LIDS **L = W** (approx.)

Cut matches with transversal mesh




Coupling of T-Junction (90° Radius)

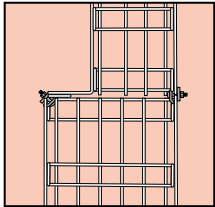


Part Number	L Height	B Width	Torque (N.m)
45x110	23.5mm	23.5mm	12 (+)

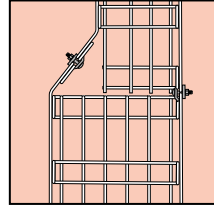
Value of recommended torque



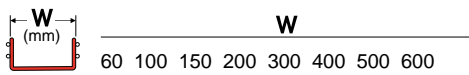
Reducer



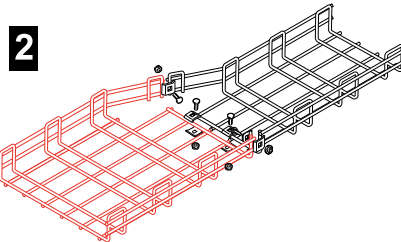
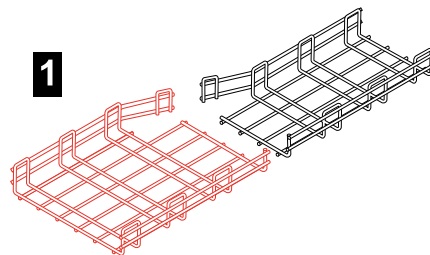
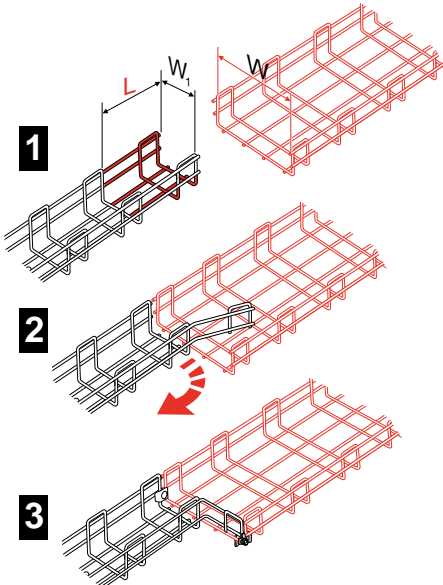
ALLOW
MOUNTING LIDS



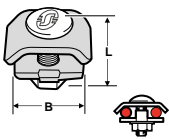
ALLOW
MOUNTING LIDS



$$L = W - W_1 \text{ (approx.)}$$

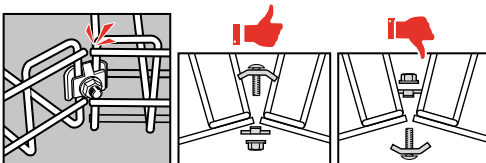


Coupling of Reducers



Part Number	L Height	B Width	Torque (N.m)
45xx110	23.5mm	23.5mm	12 (+)

Value of recommended torque



Performa Mesh Tray

Technical Information

Raisers

C_{n1}

C_{n2}

C_{n3}

CONCAVE

CONVEX

Radius according to flat

convex

90°

concave

90°

h (mm)	convex				concave			
	x1	x2	x3	x4	x1	x2	x3	x4
35	65	185	315	450	25	125	220	300
60/70	-	-	-	-	0	90	180	250
105	-	-	-	-	-	50	150	250

Angles according to flat

h (mm)	C _{n1}		C _{n2}		C _{n3}	
	convex	concave	concave	convex	convex	convex
35	de 0 a 180° From 0 to 180°	de 0 a 155° From 0 to 155°	45° 45°	45° 45°	45° 45°	45° 45°
60/70	de 0 a 180° From 0 to 180°	de 0 a 90° From 0 to 90°	25° 25°	25° 25°	25° 25°	25° 25°
105	de 0 a 180° From 0 to 180°	de 0 a 60° From 0 to 60°	15° 15°	15° 15°	15° 15°	15° 15°

Coupling of Raisers

Part Number	L Height	B Width	Torque (N.m)
45xx110	23.5mm	23.5mm	12 (+)

Value of recommended torque

Notes

Performa Mesh Tray

Selection Guide (Electro-Zinc)












Dimensions (H x W/mm)		Complementary accessories		Dimensions (H x W/mm)				60mm (H)	
				35mm (H)				60 x 60	
				35 x 100	35 x 150	35 x 200	35 x 300		
	① Fixing	② Threaded rod	③ Bolt						
Cable Tray									
				4511110	4511115	4511120	4511130	4511206	
Dividers									
Fast-fix dividers				4571510	4571510	4571510	4571510		
Bolted dividers		4561120		4721730	4721730	4721730	4721730		
Cover									
Cover				4541110	4541115	4541120	4541130	4541106	
Cover fixing				4530800	4530800	4530800	4530800	4530800	
Couplers									
Fast coupler				4530135	4530135	4530135	4530135	4530200	
Bolted coupler				4561110	4561110	4561110	4561110	4561110	
Side coupler				4561200	4561200	4561200	4561200	4561205	
Extendable joint				4561150	4561150	4561150	4561150	4561150	
Wall Support									
Fast-fix horizontal bracket				4550110	4550111	4550112	4550113	-	
Horizontal brackets		4561120		4551110	4551115	4551120	4551130	-	
Horizontal brackets Ω		4561120		4550310	4550315	4550320	4550330	-	
Horizontal bracket sets		4561120		4551210	4551215	4551220	4551230	-	
Vertical/Suspended/floor bracket *		4561120		4551310*	4551315*	4551320*	4551330*	-	
Fast-fix hanger			4551467 4551470 4551480	4530400	4530400	4530400	4530400	-	
Support for box + bracket *				-	-	-	-	4571120*	
Adjustable bracket set		4561120		4551510	4551515	4551520	4551530	-	
Pendant bracket + U profile		4561120	4571110	4551910 +	4551915 +	4551920 +	4551930 +	-	
				4551420	4551420	4551420	4551420		

* Same ref. no. used for several applications (e.g. wall, ceiling or floor support).

Complementary accessories are needed to complete the installation of the cable trays and the brackets:

- ❶ **Fixing:** For fixing the cable tray to the bracket and/or divider to tray. For further details, please refer to the chart "Recommended Fixings" (pg 51).
- ❷ **Threaded rods:** For ceiling suspended installations, used with supports and brackets.
- ❸ **Bolts:** For fixing the U-profile to the swivel support, and/or the pendant bracket to the U-profile, and/or fast-fix suspended brackets back-to-back.

**Performa Mesh Tray
Selection Guide (Electro-Zinc)**

70mm (H)							105mm (H)				
70 x 100	70 x 150	70 x 200	70 x 300	70 x 400	70 x 500	70 x 600	105 x 200	105 x 300	105 x 400	105 x 500	105 x 600
											
4511210	4511215	4511220	4511230	4511240	4511250	4511260	4511320	4511330	4511340	4511350	4511360
4571520	4571520	4571520	4571520	4571520	4571520	4571520	4571530	4571530	4571530	4571530	4571530
4721760	4721760	4721760	4721760	4721760	4721760	4721760	4721780	4721780	4721780	4721780	4721780
4541110	4541115	4541120	4541130	4541140	4541150	4541160	4541120	4541130	4541140	4541150	4541160
4530800	4530800	4530800	4530800	4530800	4530800	4530800	4530800	4530800	4530800	4530800	4530800
4530200	4530200	4530200	4530200	4530200	4530200	4530200	4530200	4530200	4530200	4530200	4530200
4561110	4561110	4561110	4561110	4561110	4561110	4561110	4561110	4561110	4561110	4561110	4561110
4561205	4561205	4561205	4561205	4561205	4561205	4561205	4561205	4561205	4561205	4561205	4561205
4561150	4561150	4561150	4561150	4561150	4561150	4561150	4561150	4561150	4561150	4561150	4561150
4550110	4550111	4550112	4550113	4550114	4550115	4550116	4550112	4550113	4550114	4550115	4550116
4551110	4551115	4551120	4551130	4551140	4551150	4551160	4551120	4551130	4551140	4551150	4551160
4550310	4550315	4550320	4550330	-	-	-	4550320	4550330	-	-	-
4551210	4551215	4551220	4551230	4551240	4551250	4551260	4551220	4551230	4551240	4551250	4551260
4551310*	4551315*	4551320*	4551330*	4551340*	4551350*	4551360*	4551320*	4551330*	4551340*	4551350*	4551360*
-	-	-	-	-	-	-	-	-	-	-	-
-	-	-	-	-	-	-	-	-	-	-	-
4551510	4551515	4551520	4551530	4551540	4551550	4551560	4551520	4551530	4551540	4551550	4551560
4551910	4551915	4551920	4551930	4551940	4551950	4551960	4551920	4551930	4551940	4551950	4551960
+	+	+	+	+	+	+	+	+	+	+	+
4551420	4551420	4551420	4551420	4551420	4551420	4551420	4551420	4551420	4551420	4551420	4551420

For fire resistant installations with 90 minutes withstand, use the products marked in orange.

Performa Mesh Tray

Selection Guide (Electro-Zinc)

Dimensions (H x W/mm)	Complementary accessories			Dimensions (H x W/mm)				60mm (H)	
				35mm (H)				60 x 60	
	① Fixing	② Threaded rod	③ Bolt	35 x 100	35 x 150	35 x 200	35 x 300		
Ceiling Support									
Fast-fix suspended brackets		4551470 4551480	4721912**	4530510	4530510	4530520	4530530	4530530	
Fast-fix suspended brackets		4551470 4551480	4721912	4530570 4530580 4530590	4530570 4530580 4530590	4530570 4530580 4530590	4530570 4530580 4530590	4530570 4530580 4530590	
Vertical/Suspended/floor bracket *		4561120	4551467 4551470 4551480	4551310*	4551315*	4551320*	4551330*	4551330*	
Ceiling bracket Ω		4561120		4550410	4550415	4550420	4550430	4550430	
Heavy duty suspended bracket		4561120	4551467 4551470 4551480	-	-	4551620	4551630	4551630	
Central suspension support			4551467 4551470 4551480	4551430	-	4551430	4551430	4551430	
Fast-fix hanger			4551467 4551470 4551480	4530400	4530400	4530400	4530400	4530400	
Support for box + bracket *			4551467 4551470 4551480	-	-	-	-	-	
Support for box + bracket double *			4551467 4551470 4551480	-	-	-	-	-	
"C" Shape support			4551467 4551470 4551480	4551440	4551440	4551440	4551440	4551440	
"L" shape support			4551467 4551470 4551480	4551450	4551450	4551450	4551450	4551450	
Pendant bracket + U profile + swivel support		4561120		4571110	4551910+ 4551410+ 4551420	4551915+ 4551410+ 4551420	4551920+ 4551410+ 4551420	4551930+ 4551410+ 4551420	-
Floor Support									
Insulating floor bracket					4571700	4571700	4571700	4571700	-
Vertical/Suspended/floor bracket *		4561120			4551310*	4551315*	4551320*	4551330*	-
Fixing Accessories									
Fixings					4561120	4561120	4561120	4561120	4561120
Locking clip for flat bends					4530900	4530900	4530900	4530900	4530900
Profile fast fixing+ Profiles 2141/4141					4530300 + 2511230/ 2511231	4530300 + 2511230/ 2511231	4530300 + 2511230/ 2511231	4530300 + 2511230/ 2511231	4530100 + 2511230/ 2511231

* Same ref. no. used for several applications (e.g. wall, ceiling or floor support).

** Use bolts to fix fast-fix suspended brackets marked ** back to back.

Complementary accessories are needed to complete the installation of the cable trays and the brackets:

- ❶ **Fixing:** For fixing the cable tray to the bracket and/or divider to tray. For further details, please refer to the chart "Recommended Fixings" (pg 51).
- ❷ **Threaded rods:** For ceiling suspended installations, used with supports and brackets.
- ❸ **Bolts:** For fixing the U-profile to the swivel support, and/or the pendant bracket to the U-profile, and/or fast-fix suspended brackets back-to-back.

**Performa Mesh Tray
Selection Guide (Electro-Zinc)**

70mm (H)							105mm (H)				
70 x 100	70 x 150	70 x 200	70 x 300	70 x 400	70 x 500	70 x 600	105 x 200	105 x 300	105 x 400	105 x 500	105 x 600
4530510	4530510	4530520	4530530	4530540**	4530550**	4530560**	4530520	4530530	4530540**	4530550**	4530560**
4530570 4530580 4530590	4530570 4530580 4530590	4530570 4530580 4530590	4530570 4530580 4530590	4530570 4530580 4530590	4530570 4530580 4530590	4530570 4530580 4530590	4530570 4530580 4530590	4530570 4530580 4530590	4530570 4530580 4530590	4530570 4530580 4530590	4530570 4530580 4530590
4551310*	4551315*	4551320*	4551330*	4551340*	4551350*	4551360*	4551320*	4551330*	4551340*	4551350*	4551360*
4550410	4550415	4550420	4550430	-	-	-	4550420	4550430	-	-	-
-	-	4551620	4551630	4551640	4551650	4551660	4551620	4551630	4551640	4551650	4551660
4551430	-	4551430	4551430	-	-	-	4551430	4551430	-	-	-
-	-	-	-	-	-	-	-	-	-	-	-
4571120*	4571120*	4571120*	4571120*	4571120*	4571120*	4571120*	-	-	-	-	-
-	-	-	-	-	-	-	4571130*	4571130*	4571130*	4571130*	4571130*
4551440	4551440	4551440	4551440	4551440	4551440	4551440	4551440	4551440	4551440	4551440	4551440
4551450	4551450	4551450	4551450	4551450	4551450	4551450	4551450	4551450	4551450	4551450	4551450
4551910+	4551915+	4551920+	4551930+	4551940+	4551950+	4551960+	4551920+	4551930+	4551940+	4551950+	4551960+
4551410+	4551410+	4551410+	4551410+	4551410+	4551410+	4551410+	4551410+	4551410+	4551410+	4551410+	4551410+
4551420	4551420	4551420	4551420	4551420	4551420	4551420	4551420	4551420	4551420	4551420	4551420
4571700	4571700	4571700	4571700	4571700	4571700	4571700	4571700	4571700	4571700	4571700	4571700
4551310*	4551315*	4551320*	4551330*	4551340*	4551350*	4551360*	4551320*	4551330*	4551340*	4551350*	4551360*
4561120	4561120	4561120	4561120	4561120	4561120	4561120	4561120	4561120	4561120	4561120	4561120
4530900	4530900	4530900	4530900	4530900	4530900	4530900	4530900	4530900	4530900	4530900	4530900
4530300 + 2511230/ 2511231	4530300 + 2511230/ 2511231	4530300 + 2511230/ 2511231	4530300 + 2511230/ 2511231	4530300 + 2511230/ 2511231	4530300 + 2511230/ 2511231	4530300 + 2511230/ 2511231	4530300 + 2511230/ 2511231	4530300 + 2511230/ 2511231	4530300 + 2511230/ 2511231	4530300 + 2511230/ 2511231	4530300 + 2511230/ 2511231

For fire resistant installations with 90 minutes withstand, use the products marked in orange.

Performa Mesh Tray

Selection Guide (Electro-Zinc)

Dimensions (H x W/mm)	Complementary accessories			Dimensions (H x W/mm)				
				35mm (H)				60mm (H)
				35 x 100	35 x 150	35 x 200	35 x 300	60 x 60
	1 Fixing 	2 Threaded rod 	3 Bolt 					
Cabling Support								
Support for box + bracket*				-	-	-	-	4571120*
Support for box + bracket double*				-	-	-	-	4571130*
Take-off plate				-	-	-	-	4571315
Cable drop-out				4530700	4530700	4530700	4530700	-
Mounting Accessories								
Earthing clamp				4571310	4571310	4571310	4571310	4571310
ID label				4551485	4551485	4551485	4551485	4551485

Others (fixings)	Ref. No.	Complementary accessories	
Mounting Profiles			
	2511230	2521706* 2521708 2521710 2521716* 2521718 2521720 *To be used together	4721912
	2511231	2521706* 2521708 2521710 2521726* 2521728 2521730 *To be used together	4571110*
	2511204 2511220	1506150* 1506155 *To be used together	4721912
	2511240		
Bolts			
	4721912		
	4571110		
	4571115		







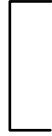





Others (ceiling support)	Ref. No.	Complementary accessories
Clamps		
	4571408	4551470 4551480
	4571410	
	4571416	4551467
	4571418	4551470 4551480
	4571436	4551467
	4571438	4551470 4551480
Threaded Rods		
	4551467	4551481
	4551470	
	4551480	4551482
Others		Ref. No.
Other accessories		
		4580110

* Same ref. no. used for several applications (e.g. wall, ceiling or floor support).

Complementary accessories are needed to complete the installation of the cable trays and the brackets:

- ❶ **Fixing:** For fixing the cable tray to the bracket and/or divider to tray. For further details, please refer to the chart "Recommended Fixings" (pg 51).
- ❷ **Threaded rods:** For ceiling suspended installations, used with supports and brackets.
- ❸ **Bolts:** For fixing the U-profile to the swivel support, and/or the pendant bracket to the U-profile, and/or fast-fix suspended brackets back-to-back.

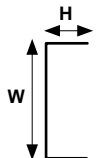




















**Performa Mesh Tray
Choice Guide (Electro-Zinc)**

70mm (H)							105mm (H)				
70 x 100	70 x 150	70 x 200	70 x 300	70 x 400	70 x 500	70 x 600	105 x 200	105 x 300	105 x 400	105 x 500	105 x 600
											
4571120*	4571120*	4571120*	4571120*	4571120*	4571120*	4571120*	4571120*	4571120*	4571120*	4571120*	4571120*
4571130*	4571130*	4571130*	4571130*	4571130*	4571130*	4571130*	4571130*	4571130*	4571130*	4571130*	4571130*
4571315	4571315	4571315	4571315	4571315	4571315	4571315	4571315	4571315	4571315	4571315	4571315
4530700	4530700	4530700	4530700	4530700	4530700	4530700	4530700	4530700	4530700	4530700	4530700
4571310	4571310	4571310	4571310	4571310	4571310	4571310	4571310	4571310	4571310	4571310	4571310
4551485	4551485	4551485	4551485	4551485	4551485	4551485	4551485	4551485	4551485	4551485	4551485

For fire resistant installations with 90 minutes withstand, use the products marked in orange.

Performa Mesh Tray

Selection Guide (Hot-Dip Galvanised)













Dimensions (H x W/mm) 	Complementary accessories			Dimensions (H x W/mm)				
				35mm (H)				60mm (H)
	① Fixing	② Threaded rod	③ Bolt	35 x 100	35 x 150	35 x 200	35 x 300	60 x 60
								
Cable Tray								
				4512110	4512115	4512120	4512130	4512206
Dividers								
	4562120			4722730	4722730	4722730	4722730	
Cover								
				4542110	4542115	4542120	4542130	4542106
				4532800	4532800	4532800	4532800	4532800
Couplers								
				4532135	4532135	4532135	4532135	4532200
				4562110	4562110	4562110	4562110	4562110
				4562200	4562200	4562200	4562200	4562205
Wall Support								
	4562120			4552110	4552115	4552220	4552130	-
	4562120			4552310*	4552315*	4552320*	4552330*	-
		4551467 4551470 4551480		4530400	4530400	4530400	4530400	-
				-	-	-	-	4575120*
	4562120		4572110	4552910 +	4552915 +	4552920 +	4552930 +	-
				4552420	4552420	4552420	4552420	

* Same ref. no. used for several applications (e.g. wall, ceiling or floor support).

Complementary accessories are needed to complete the installation of the cable trays and the brackets:

- ❶ **Fixing:** For fixing the cable tray to the bracket and/or divider to tray. For further details, please refer to the chart "Recommended Fixings" (pg 51).
- ❷ **Threaded rods:** For ceiling suspended installations, used with supports and brackets.
- ❸ **Bolts:** For fixing the U-profile to the swivel support, and/or the pendant bracket to the U-profile, and/or fast-fix suspended brackets back-to-back.

**Performa Mesh Tray
Selection Guide (Hot-Dip Galvanised)**

70mm (H)							105mm (H)				
70 x 100	70 x 150	70 x 200	70 x 300	70 x 400	70 x 500	70 x 600	105 x 200	105 x 300	105 x 400	105 x 500	105 x 600
											
4512210	4512215	4512220	4512230	4512240	4512250	4512260	4512320	4512330	4512340	4512350	4512360
4722760	4722760	4722760	4722760	4722760	4722760	4722760	4722780	4722780	4722780	4722780	4722780
4542110	4542115	4542120	4542130	4542140	4542150	4542160	4542120	4542130	4542140	4542150	4542160
4532800	4532800	4532800	4532800	4532800	4532800	4532800	4532800	4532800	4532800	4532800	4532800
4532200	4532200	4532200	4532200	4532200	4532200	4532200	4532200	4532200	4532200	4532200	4532200
4562110	4562110	4562110	4562110	4562110	4562110	4562110	4562110	4562110	4562110	4562110	4562110
4562205	4562205	4562205	4562205	4562205	4562205	4562205	4562205	4562205	4562205	4562205	4562205
4552110	4552115	4552120	4552130	4552140	4552150	4552160	4552120	4552130	4552140	4552150	4552160
4552310*	4552315*	4552320*	4552330*	4552340*	4552350*	4552360*	4552320*	4552330*	4552340*	4552350*	4552360*
-	-	-	-	-	-	-	-	-	-	-	-
-	-	-	-	-	-	-	-	-	-	-	-
4552910 +	4552915 +	4552920 +	4552930 +	4552940 +	4552950 +	4552960 +	4552920 +	4552930 +	4552940 +	4552950 +	4552960 +
4552420	4552420	4552420	4552420	4552420	4552420	4552420	4552420	4552420	4552420	4552420	4552420

For fire resistant installations with 90 minutes withstand, use the products marked in orange.

Performa Mesh Tray

Selection Guide (Hot-Dip Galvanised)

Dimensions (H x W/mm)	Complementary accessories			Dimensions (H x W/mm)				60mm (H)	
				35mm (H)					
	① Fixing	② Threaded rod	③ Bolt	35 x 100	35 x 150	35 x 200	35 x 300	60 x 60	
Ceiling Support									
Fast-fix suspended brackets		4555470 4555480	4722912**	4532510	4532510	4532520	4532530	-	
Fast-fix suspended brackets		4555470 4555480	4722912	4532570 4532580 4532590	4532570 4532580 4532590	4532570 4532580 4532590	4532570 4532580 4532590	-	
Vertical/Suspended/floor bracket *		4562120	4555467 4555470 4555480	4552310*	4552315*	4552320*	4552330*	-	
Central suspension support			4555467 4555470 4555480	4552430	-	4552430	4552430	-	
Fast-fix hanger			4555467 4555470 4555480	4532400	4532400	4532400	4532400	-	
Support for box + bracket *			4555467 4555470 4555480	-	-	-	-	4575120*	
Support for box + bracket double *			4555467 4555470 4555480	-	-	-	-	-	
"C" Shape support			4555467 4555470 4555480	4552440	4552440	4552440	4552440	4552440	
"L" shape support			4555467 4555470 4555480	4552450	4552450	4552450	4552450	4552450	
Pendant bracket + U profile + swivel support		4562120		4572110	4552910+ 4552410+ 4552420	4552915+ 4552410+ 4552420	4552920+ 4552410+ 4552420	4552930+ 4552410+ 4552420	-
Floor Support									
Insulating floor bracket					4571700	4571700	4571700	4571700	-
Vertical/Suspended/floor bracket *		4561120			4552310*	4552315*	4552320*	4552330*	-
Fixing Accessories									
Fixings					4562120	4562120	4562120	4562120	4562120
Locking clip for flat bends					4532900	4532900	4532900	4532900	4532900
Profile fast fixing					4532300	4532300	4532300	4532300	4532100












* Same ref. no. used for several applications (e.g. wall, ceiling or floor support).

** Use bolts to fix fast-fix suspended brackets marked ** back to back.

Complementary accessories are needed to complete the installation of the cable trays and the brackets:

- ❶ **Fixing:** For fixing the cable tray to the bracket and/or divider to tray. For further details, please refer to the chart "Recommended Fixings" (pg 51).
- ❷ **Threaded rods:** For ceiling suspended installations, used with supports and brackets.
- ❸ **Bolts:** For fixing the U-profile to the swivel support, and/or the pendant bracket to the U-profile, and/or fast-fix suspended brackets back-to-back.

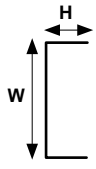













**Performa Mesh Tray
Selection Guide (Hot-Dip Galvanised)**




70mm (H)							105mm (H)				
70 x 100	70 x 150	70 x 200	70 x 300	70 x 400	70 x 500	70 x 600	105 x 200	105 x 300	105 x 400	105 x 500	105 x 600
											
4532510	4532510	4532520	4532530	4532540**	4532550**	4532560**	4532520	4532530	4532540**	4532550**	4532560**
4532570 4532580 4532590	4532570 4532580 4532590	4532570 4532580 4532590	4532570 4532580 4532590	4532570 4532580 4532590	4532570 4532580 4532590	4532570 4532580 4532590	4532570 4532580 4532590	4532570 4532580 4532590	4532570 4532580 4532590	4532570 4532580 4532590	4532570 4532580 4532590
4552310*	4552315*	4552320*	4552330*	4552340*	4552350*	4552360*	4552320*	4552330*	4552340*	4552350*	4552360*
4552430	-	4552430	4552430	-	-	-	4552430	4552430	-	-	-
-	-	-	-	-	-	-	-	-	-	-	-
4575120*	4575120*	4575120*	4575120*	4575120*	4575120*	4575120*	-	-	-	-	-
-	-	-	-	-	-	-	4575130*	4575130*	4575130*	4575130*	4575130*
4552440	4552440	4552440	4552440	4552440	4552440	4552440	4552440	4552440	4552440	4552440	4552440
4552450	4552450	4552450	4552450	4552450	4552450	4552450	4552450	4552450	4552450	4552450	4552450
4552910+	4552915+	4552920+	4552930+	4552940+	4552950+	4552960+	4552920+	4552930+	4552940+	4552950+	4552960+
4552410+	4552410+	4552410+	4552410+	4552410+	4552410+	4552410+	4552410+	4552410+	4552410+	4552410+	4552410+
4552420	4552420	4552420	4552420	4552420	4552420	4552420	4552420	4552420	4552420	4552420	4552420
4571700	4571700	4571700	4571700	4571700	4571700	4571700	4571700	4571700	4571700	4571700	4571700
4552310*	4552315*	4552320*	4552330*	4552340*	4552350*	4552360*	4552320*	4552330*	4552340*	4552350*	4552360*
4562120	4562120	4562120	4562120	4562120	4562120	4562120	4562120	4562120	4562120	4562120	4562120
4532900	4532900	4532900	4532900	4532900	4532900	4532900	4532900	4532900	4532900	4532900	4532900
4532300	4532300	4532300	4532300	4532300	4532300	4532300	4532300	4532300	4532300	4532300	4532300

For fire resistant installations with 90 minutes withstand, use the products marked in orange.

Performa Mesh Tray

Selection Guide (Hot-Dip Galvanised)

Dimensions (H x W/mm) 	Complementary accessories		Dimensions (H x W/mm)				60mm (H)		
			35mm (H)				60 x 60		
			35 x 100	35 x 150	35 x 200	35 x 300			
	① Fixing	② Threaded rod	③ Bolt						
									
Cabling Support									
Support for box + bracket*				-	-	-	-	4575120*	
Support for box + bracket double*				-	-	-	-	4575130*	
Cable drop-out				4532700	4532700	4532700	4532700	-	
Mounting Accessories									
Earthing clamp				4571310	4571310	4571310	4571310	4571310	
ID label				4551485	4551485	4551485	4551485	4551485	

Others (fixings)	Ref. No.
Bolts	
	4721912
Bolt	4576110
	4571115
Pin bolt	
	4580110
Bolt cropper	

* Same ref. no. used for several applications (e.g. wall, ceiling or floor support).

Complementary accessories are needed to complete the installation of the cable trays and the brackets:

- ❶ **Fixing:** For fixing the cable tray to the bracket and/or divider to tray. For further details, please refer to the chart "Recommended Fixings" (pg 51).
- ❷ **Threaded rods:** For ceiling suspended installations, used with supports and brackets.
- ❸ **Bolts:** For fixing the U-profile to the swivel support, and/or the pendant bracket to the U-profile, and/or fast-fix suspended brackets back-to-back.

**Performa Mesh Tray
Selection Guide (Hot-Dip Galvanised)**

70mm (H)							105mm (H)				
70 x 100	70 x 150	70 x 200	70 x 300	70 x 400	70 x 500	70 x 600	105 x 200	105 x 300	105 x 400	105 x 500	105 x 600
4571120*	4571120*	4571120*	4571120*	4571120*	4571120*	4571120*	4571120*	4571120*	4571120*	4571120*	4571120*
4575130*	4575130*	4575130*	4575130*	4575130*	4575130*	4575130*	4575130*	4575130*	4575130*	4575130*	4575130*
4530700	4530700	4530700	4530700	4530700	4530700	4530700	4530700	4530700	4530700	4530700	4530700
4571310	4571310	4571310	4571310	4571310	4571310	4571310	4571310	4571310	4571310	4571310	4571310
4551485	4551485	4551485	4551485	4551485	4551485	4551485	4551485	4551485	4551485	4551485	4551485

For fire resistant installations with 90 minutes withstand, use the products marked in orange.

Performa Mesh Tray

Selection Guide (Stainless Steel)

Dimensions (H x W/mm)		Complementary accessories		Dimensions (H x W/mm)				60mm (H)
				35mm (H)				60 x 60
				35 x 100	35 x 150	35 x 200	35 x 300	
	1 Fixing 	2 Threaded rod 	3 Bolt 					
	Cable Tray							
				4515110	4515115	4515120	4515130	4515206
Dividers								
				4575510	4575510	4575510	4575510	
Cover								
				4545110	4545115	4545120	4545130	4545106
Couplers								
				4565110	4565110	4565110	4565110	4565110
				4565200	4565200	4565200	4565200	4565205
				4565150	4565150	4565150	4565150	4565150
Wall Support								
	4565120			4555110	4555115	4556120	4556130	-
	4565120			4555310*	4555315*	4556320*	4556330*	-
				-	-	-	-	4575120*
	4565120		4575110	4555910 + 4555420	4555915 + 4555420	4556920 + 4556420	4551930 + 4551420	-
Ceiling Support								
	4565120	4555470 4555480		4555310*	4555315*	4555320*	4555330*	-
		4555470 4555480		4555430	-	4555430	4555430	-
		4555470 4555480		-	-	-	-	4575120
		4555470 4555480		-	-	-	-	-
		4555470 4555480		4555440	4555440	4555440	4555440	4551440
		4555470 4555480		4555450	4555450	4555450	4555450	4555450
	4565120		4575110	4555910+ 4555410+ 4555420	4555915+ 4555410+ 4555420	4555920+ 4555410+ 4555420	4555930+ 4555410+ 4555420	-

* Same ref. no. used for several applications (e.g. wall, ceiling or floor support).

Complementary accessories are needed to complete the installation of the cable trays and the brackets:

- ❶ **Fixing:** For fixing the cable tray to the bracket and/or divider to tray. For further details, please refer to the chart "Recommended Fixings" (pg 51).
- ❷ **Threaded rods:** For ceiling suspended installations, used with supports and brackets.
- ❸ **Bolts:** For fixing the U-profile to the swivel support, and/or the pendant bracket to the U-profile, and/or fast-fix suspended brackets back-to-back.

**Performa Mesh Tray
Selection Guide (Stainless Steel)**

70mm (H)							105mm (H)				
70 x 100	70 x 150	70 x 200	70 x 300	70 x 400	70 x 500	70 x 600	105 x 200	105 x 300	105 x 400	105 x 500	105 x 600
4515210	4515215	4515220	4515230	4515240	4515250	4515260	4515320	4515330	4515340	4515350	4515360
4575520	4575520	4575520	4575520	4575520	4575520	4575520	4575530	4575530	4575530	4575530	4575530
4545110	4545115	4545120	4545130	4545140	4545150	4545160	4545120	4545130	4545140	4545150	4545160
4565110	4565110	4565110	4565110	4565110	4565110	4565110	4565110	4565110	4565110	4565110	4565110
4565205	4565205	4565205	4565205	4565205	4565205	4565205	4565205	4565205	4565205	4565205	4565205
4565150	4565150	4565150	4565150	4565150	4565150	4565150	4565150	4565150	4565150	4565150	4565150
4555110	4555115	4555120	4555130	4555140	4555150	4555160	4555120	4555130	4555140	4555150	4555160
4555310*	4555315*	4555320*	4555330*	4555340*	4555350*	4555360*	4555320*	4555330*	4555340*	4555350*	4555360*
-	-	-	-	-	-	-	-	-	-	-	-
4555910 + 4555420	4555915 + 4555420	4555920 + 4555420	4555930 + 4555420	4555940 + 4555420	4555950 + 4555420	4555960 + 4555420	4555920 + 4555420	4555930 + 4555420	4555940 + 4555420	4555950 + 4555420	4555960 + 4555420
4555310*	4555315*	4555320*	4555330*	4555340*	4555350*	4555360*	4555320*	4555330*	4555340*	4555350*	4555360*
4555430	-	4555430	4555430	-	-	-	4555430	4555430	-	-	-
4575120*	4575120*	4575120*	4575120*	4575120*	4575120*	4575120*	-	-	-	-	-
-	-	-	-	-	-	-	4575130*	4575130*	4575130*	4575130*	4575130*
4555440	4555440	4555440	4555440	4555440	4555440	4555440	4555440	4555440	4555440	4555440	4555440
4555450	4555450	4555450	4555450	4555450	4555450	4555450	4555450	4555450	4555450	4555450	4555450
4555910+ 4555410+ 4555420	4555915+ 4555410+ 4555420	4555920+ 4555410+ 4555420	4555930+ 4555410+ 4555420	4555940+ 4555410+ 4555420	4555950+ 4555410+ 4555420	4555960+ 4555410+ 4555420	4555920+ 4555410+ 4555420	4555930+ 4555410+ 4555420	4555940+ 4555410+ 4555420	4551950+ 4555410+ 4555420	4555960+ 4555410+ 4555420

For fire resistant installations with 90 minutes withstand, use the products marked in orange.

Performa Mesh Tray

Selection Guide (Stainless Steel)

Dimensions (H x W/mm)	Complementary accessories		Dimensions (H x W/mm)				60mm (H)	
			35mm (H)					
			35 x 100	35 x 150	35 x 200	35 x 300		60 x 60
	1 Fixing 	2 Threaded rod 	3 Bolt 					
Floor Support								
Insulating floor bracket 				4571700	4571700	4571700	4571700	-
Vertical/Suspended/floor bracket* 	4565120			4552310*	4555315*	4555320*	4555330*	-
Fixing Accessories								
Fixings 				4562120	4565120	4565120	4565120	4565120
Cabling Support								
Support for box + bracket* 				-	-	-	-	4575120*
Support for box + bracket double* 				-	-	-	-	4575130*
Mounting Accessories								
Earthing clamp 				4571310	4571310	4571310	4571310	4571310
ID label 	4565120			4551485	4551485	4551485	4551485	4551485

Others (fixings)	Ref. No.
Bolts	
Bolt 	4725912 4575110 4326605
Pin bolt 	4571115
Bolt cropper 	4580110

* Same ref. no. used for several applications (e.g. wall, ceiling or floor support).

Complementary accessories are needed to complete the installation of the cable trays and the brackets:

- ❶ **Fixing:** For fixing the cable tray to the bracket and/or divider to tray. For further details, please refer to the chart "Recommended Fixings" (pg 51).
- ❷ **Threaded rods:** For ceiling suspended installations, used with supports and brackets.
- ❸ **Bolts:** For fixing the U-profile to the swivel support, and/or the pendant bracket to the U-profile, and/or fast-fix suspended brackets back-to-back.

**Performa Mesh Tray
Selection Guide (Stainless Steel)**

70mm (H)							105mm (H)				
70 x 100	70 x 150	70 x 200	70 x 300	70 x 400	70 x 500	70 x 600	105 x 200	105 x 300	105 x 400	105 x 500	105 x 600
4571700	4571700	4571700	4571700	4571700	4571700	4571700	4571700	4571700	4571700	4571700	4571700
4555310*	4555315*	4555320*	4555330*	4555340*	4555350*	4555360*	4555320*	4555330*	4555340*	4555350*	4555360*
4565120	4565120	4565120	4565120	4565120	4565120	4565120	4565120	4565120	4565120	4565120	4565120
4575120*	4575120*	4575120*	4575120*	4575120*	4575120*	4575120*	4575120*	4575120*	4575120*	4575120*	4575120*
4575130*	4575130*	4575130*	4575130*	4575130*	4575130*	4575130*	4575130*	4575130*	4575130*	4575130*	4575130*
4571310	4571310	4571310	4571310	4571310	4571310	4571310	4571310	4571310	4571310	4571310	4571310
4551485	4551485	4551485	4551485	4551485	4551485	4551485	4551485	4551485	4551485	4551485	4551485

For fire resistant installations with 90 minutes withstand, use the products marked in orange.

Performa Mesh Tray

Index

Catalogue No.	Page	Catalogue No.	Page	Catalogue No.	Page
1506150	25	4515350	40	4545120	40
1506155	25	4515360	40	4545130	40
2511220	25	4530100	25	4545140	40
2511230	25	4530135	19	4545150	40
2511231	25	4530200	19	4545160	40
2511240	25	4530300	25	4550110	20
2521706	26	4530400	21	4550111	20
2521708	26	4530400	23	4550112	20
2521710	26	4530510	22	4550113	20
2521716	26	4530520	22	4550114	20
2521718	26	4530530	22	4550115	20
2521720	26	4530540	22	4550116	20
2521726	26	4530550	22	4550310	20
2521728	26	4530560	22	4550315	20
2521730	26	4530570	22	4550320	20
4326605	35	4530580	22	4550330	20
4326605	36	4530590	22	4550410	22
4326605	44	4530700	27	4550415	22
4511110	18	4530800	19	4550420	22
4511115	18	4530800	26	4550430	22
4511120	18	4530900	25	4551110	20
4511130	18	4532100	35	4551115	20
4511206	18	4532100	44	4551120	20
4511210	18	4532135	31	4551130	20
4511215	18	4532135	41	4551140	20
4511220	18	4532200	31	4551150	20
4511230	18	4532200	41	4551160	20
4511240	18	4532300	35	4551210	20
4511250	18	4532300	44	4551215	20
4511260	18	4532400	33	4551220	20
4511320	18	4532400	42	4551230	20
4511330	18	4532510	33	4551240	20
4511340	18	4532520	33	4551250	20
4511350	18	4532530	33	4551260	20
4511360	18	4532540	33	4551310	21
4512110	30	4532550	33	4551310	22
4512115	30	4532560	33	4551310	24
4512120	30	4532570	33	4551315	21
4512130	30	4532580	33	4551315	22
4512206	30	4532590	33	4551315	24
4512210	30	4532700	37	4551320	21
4512215	30	4532700	45	4551320	22
4512220	30	4532800	31	4551320	24
4512230	30	4532800	36	4551330	21
4512240	30	4532800	40	4551330	22
4512250	30	4532800	44	4551330	24
4512260	30	4532900	35	4551340	21
4512320	30	4532900	44	4551340	22
4512330	30	4541106	19	4551340	24
4512340	30	4541110	19	4551350	21
4512350	30	4541115	19	4551350	22
4512360	30	4541120	19	4551350	24
4515110	40	4541130	19	4551360	21
4515115	40	4541140	19	4551360	22
4515120	40	4541150	19	4551360	24
4515130	40	4541160	19	4551410	24
4515206	40	4542106	30	4551420	21
4515210	40	4542110	30	4551420	24
4515215	40	4542115	30	4551430	23
4515220	40	4542120	30	4551440	23
4515230	40	4542130	30	4551450	23
4515240	40	4542140	30	4551467	23
4515250	40	4542150	30	4551470	23
4515260	40	4542160	30	4551480	23
4515320	40	4545106	40	4551481	24
4515330	40	4545110	40	4551482	24
4515340	40	4545115	40	4551485	27

Catalogue No.	Page	Catalogue No.	Page	Catalogue No.	Page
4551485	37	4552920	32	4566170	41
4551485	45	4552920	34	4561180	19
4551510	21	4552930	32	4566180	31
4551515	21	4552930	34	4566180	41
4551520	21	4552940	32	4561200	19
4551530	21	4552940	34	4561205	19
4551540	21	4552950	32	4562110	31
4551550	21	4552950	34	4562120	35
4551560	21	4552960	32	4562200	31
4551620	23	4552960	34	4562205	31
4551630	23	4555110	41	4565110	41
4551640	23	4555115	41	4565120	44
4551650	23	4555120	41	4565200	41
4551660	23	4555130	41	4565205	41
4551910	21	4555140	41	4571110	25
4551910	24	4555150	41	4571115	25
4551915	21	4555160	41	4571120	21
4551915	24	4555310	41	4571120	23
4551920	21	4555310	42	4571120	26
4551920	24	4555310	43	4571130	23
4551930	21	4555315	41	4571130	26
4551930	24	4555315	42	4571310	27
4551940	21	4555315	43	4571310	37
4551940	24	4555320	41	4571310	45
4551950	21	4555320	42	4571315	27
4551950	24	4555320	43	4571408	26
4551960	21	4555330	41	4571410	26
4551960	24	4555330	42	4571416	26
4551992	23	4555330	43	4571418	26
4552110	31	4555340	41	4571436	26
4552115	31	4555340	42	4571438	26
4552120	31	4555340	43	4571510	18
4552130	31	4555350	41	4571520	18
4552140	31	4555350	42	4571530	18
4552150	31	4555350	43	4571700	24
4552160	31	4555360	41	4571700	35
4552310	32	4555360	42	4571700	43
4552310	33	4555360	43	4572110	36
4552310	35	4555410	43	4575110	36
4552315	32	4555420	42	4575110	44
4552315	33	4555420	43	4575115	36
4552315	35	4555430	42	4575115	44
4552320	32	4555440	42	4575120	41
4552320	33	4555450	43	4575120	42
4552320	35	4555470	34	4575120	44
4552330	32	4555470	43	4575130	33
4552330	33	4555480	34	4575130	42
4552330	35	4555480	43	4575130	44
4552340	32	4555910	42	4575510	40
4552340	33	4555910	43	4575520	40
4552340	35	4555915	42	4575530	40
4552350	32	4555915	43	4580110	27
4552350	33	4555920	42	4580110	37
4552350	35	4555920	43	4580110	45
4552360	32	4555930	42	4721730	18
4552360	33	4555930	43	4721760	18
4552360	35	4555940	42	4721780	18
4552410	34	4555940	43	4721912	25
4552420	32	4555950	42	4722730	30
4552420	34	4555950	43	4722760	30
4552430	33	4555960	42	4722780	30
4552440	33	4555960	43	4722912	36
4552450	34	4561110	19	4725912	36
4552910	32	4561120	25	4725912	44
4552910	34	4561150	19	MDESZ10	36
4552915	32	4561170	19		
4552915	34	4566170	31		

Schneider Electric (Australia) Pty Ltd

33-37 Port Wakefield Road, Gepps Cross,
South Australia 5094

PO Box 132, Enfield Plaza,
South Australia 5085

Telephone: (08) 8161 0511
Facsimile: (08) 8161 0900
Email: plugin@clipsal.com.au
Internet: www.clipsal.com

National Customer Care Enquiries:
1300 2025 25

National Customer Care Facsimile:
1300 2025 56

International Enquiries
International Sales and Marketing
Email: export@clipsal.com.au

Schneider Electric (NZ) Ltd
38 Business Parade South, Highbrook,
East Tamaki, Manukau 2013,
NEW ZEALAND

Telephone: + 64 9 829 0490
Facsimile: + 64 9 829 0491
Internet: www.schneider-electric.co.nz

Customer Care
Freephone: 0800 652 999
Freefax: 0800 101 152
Email: sales@nz.schneider-electric.com
Internet: www.clipsal.co.nz

You can find this brochure and many others
online in PDF format at: **clipsal.com**

Follow the links off the home page or access
the following page directly:
clipsal.com/brochures

clipsal.com

Schneider Electric (Australia) Pty Ltd reserves the right
to change specifications, modify designs and discontinue
items without incurring obligation and whilst every effort is
made to ensure that descriptions, specifications and other
information in this catalogue are correct, no warranty is
given in respect thereof and the company shall not be liable
for any error therein.

© 2012 Schneider Electric. All Rights Reserved.
Trademarks are owned by Schneider Electric Industries
SAS or its affiliated companies.

This document has been printed using FSC Mix Certified paper.
ISO 14001 environmental management system in use at mill.